



**Tasty Dairy**  
SPECIALITIES LTD.

# ANNUAL REPORT 2021-22



**Taste** that reflects  
**goodness**

# Our Vision



To provide the country with healthy and unadulterated dairy products Play a role in helping the country develop by generating a method for lively hood for Indian households, making India a respected nation in the world.

To Provide people with safe, healthy, and nutritious products to meet their dairy requirements at competitive rates. To promote the economic well-being of all To consistently perform with excellence and set benchmarks in quality, satisfaction, ethics, and relationships.

## OUR MISSION



Taste that reflects  
goodness



# Contents

## **Corporate Information**

## **Financials and Reports**

- 1 Independent Auditors' Report
- 2 Standalone Financial Statement

## **Statutory Reports**

- 3 Board's Report
- 4 Management Discussion and Analysis Report
- 5 Report on Corporate Governance
- 6 Notice to Members

# Corporate Information

## Board of Directors

1. Mr. Atul Mehra, Chairman & Whole Time Director
2. Mr. Mahendra Kumar Singh, Director
3. Mr. Narendra S. Sathe, Independent Director
4. Mr. Neeraj Kanodia, Independent Director
5. Mrs. Vimi Sinha, Independent Woman Director

## Key Managerial Personnel

1. Mr. Atul Mehra, Whole Time Director
2. Nishi Sheikh, Company Secretary & Compliance Officer
3. Mr. Rakesh Kumar Yadav, Chief Financial Officer

## Auditors

| <b>GUPTA AGARWAL &amp; SULTANIA</b>                        | <b>GSK &amp; ASSOCIATES</b>                          | <b>RAKESH MISRA &amp; CO.</b>                  |
|--|--|--|
| <b>Chartered Accountants</b>                               | <b>Company Secretaries</b>                           | <b>Cost Accountants</b>                        |
| 8/128, Arya Nagar,<br>Kanpur- 208002<br>Uttar Pradesh (IN) | 14-Ratan Mahal, Civil Lines,<br>Kanpur (UP) - 208001 | 122/314 Shastri Nagar,<br>Kanpur (UP) – 208005 |

## Listing & Migration to the Main Board details:

### **“Company is listed at Bombay Stock Exchange”**

(Since February, 2018)

#### **BOMBAY STOCK EXCHANGE LIMITED**

Phiroze Jeejeebhoy Towers

Dalal Street,

Mumbai- 400 001

#### **Migration of Equity Shares of Tasty Dairy Specialities Limited from BSE- SME Platform to BSE Mainboard Platform**

(With effect from Thursday, September 17, 2020 the equity shares of the Company have migrated from the BSE -SME Platform to BSE Mainboard of the Exchange)

## Investor's Contact details:

|   |   |
|---|---|
| <p>REGISTRAR AND SHARE TRANSFER<br/>AGENTS (RTA)</p> <p><b>BIGSHARE SERVICES PRIVATE LIMITED</b></p> <p>Office No S6-2, 6th Floor, Pinnacle<br/>Business Park,</p> <p>Next to Ahura Centre, Mahakali Caves<br/>Road, Andheri (East) Mumbai – 400093</p> <p>Maharashtra</p> <p>Tel. : +91-022-62638261;</p> <p>Fax.:+ 91- 022-62638299</p> <p>E-mail: investor@bigshareonline.com</p> <p>Website: www.bigshareonline.com</p> | <p><b>NISHI SHEIKH</b></p> <p>Company Secretary &amp; Compliance<br/>Officer</p> <p>G-6, 12/483, Ratandham Apartment,<br/>McRobertganj, Kanpur -208001 (U.P.)</p> <p>Tele fax no.: +91 512 -2551643</p> <p>Email id: cs@tastydairy.com</p> <p>Website: www.tastydairy.com</p> |
|---|---|

**Regd. Office:** D-3, UPSIDC, Industrial Area Jainpur Kanpur  
Dehat -209 311 (U.P.) India

**Admin Office:** G-6, 12/483, Ratandham Apartment,  
McRobertganj, Kanpur -208001 (U.P.)

**Tele fax no.:** +91 512 -2551643

**Email:** info@tastydairy.com

**Website:** www.tastydairy.com

## Committee details:

### 1.) Audit Committee

| Sr. No. | Name of the Director       | Status            | Nature of Directorship               |
|---------|----------------------------|-------------------|--------------------------------------|
| 1.      | Mr. Neeraj Kanodia         | Member            | Non-Executive & Independent Director |
| 2.      | Mr. Narendra Shankar Sathe | Member            | Non-Executive & Independent Director |
| 3.      | Mr. Mahendra Kumar Singh   | Member            | Executive Director                   |
| 4.      | Mrs. Vimi Sinha            | Chairman & Member | Non-Executive & Independent Director |

Mr. Mahendra Kumar Singh appointed w.e.f. 31.03.2022 and Mrs. Vimi Sinha appointed as Chairman and member of Committee w.e.f. 30.05.2022.

### 2.) Nomination and Remuneration Committee

| Sr. No. | Name of the Director       | Status            | Nature of Directorship               |
|---------|----------------------------|-------------------|--------------------------------------|
| 1.      | Mr. Narendra Shankar Sathe | Chairman & Member | Non-Executive & Independent Director |
| 2.      | Mr. Neeraj Kanodia         | Member            | Non-Executive & Independent Director |
| 3.      | Mrs. Vimi Sinha            | Member            | Non-Executive & Independent Director |

### 3.) Stakeholders' Relationship Committee

| S. N. | Name of the Director       | Status            | Nature of Directorship               |
|-------|----------------------------|-------------------|--------------------------------------|
| 1.    | Mr. Narendra Shankar Sathe | Chairman & Member | Non-Executive & Independent Director |
| 2.    | Mr. Neeraj Kanodia         | Member            | Non-Executive & Independent Director |
| 3.    | Mrs. Vimi Sinha            | Member            | Non-Executive & Independent Director |
| 4.    | Mr. Atul Mehra             | Member            | Whole Time Director                  |
| 5.    | Mr. Mahendra Kumar Singh   | Member            | Executive Director                   |

### 4.) Corporate Social Responsibilities Committee

| Sr. No. | Name of the Director       | Status            | Nature of Directorship               |
|---------|----------------------------|-------------------|--------------------------------------|
| 1.      | Mr. Atul Mehra             | Chairman & Member | Whole time Director                  |
| 2.      | Mr. Narendra Shankar Sathe | Member            | Non-Executive & Independent Director |
| 3.      | Mr. Neeraj Kanodia         | Member            | Non-Executive & Independent Director |

## 5.) Management Committee

| Sr. No. | Name of the Director     | Status            | Nature of Directorship               |
|---------|--------------------------|-------------------|--------------------------------------|
| 1.      | Mr. Atul Mehra           | Chairman & Member | Whole time Director                  |
| 2.      | Mr. Mahendra Kumar Singh | Member            | Executive Director                   |
| 3.      | Mr. Neeraj Kanodia       | Member            | Non-Executive & Independent Director |

Note : Mr. Ashok Kumar Tripathi resigned from the directorship of the company and hence constitution of Audit committee and Management committee was revised.

# INDEPENDENT AUDITOR'S REPORT

To the Members of **Tasty Dairy Specialities Limited**

## **Report on the Audit of the Standalone Financial Statements**

### **Qualified Opinion**

We have audited the accompanying standalone Ind AS Financial Statements of Tasty Dairy Specialities Limited ("the Company"), which comprise the Balance Sheet as at 31st March 2022, and the statement of Profit and Loss (including other comprehensive income), Statement of Changes in Equity and statement of Cash Flows for the year then ended, and notes to the financial statements, including a summary of significant accounting policies and other explanatory information. Here in after reflected to as "Standalone Financial Statements".

In our opinion and to the best of our information and according to the explanations given to us, except for the effects of the matter described in the basis for qualified opinion paragraph below, the aforesaid Standalone Ind AS financial Statements give the information required by the Companies Act, 2013 ("the Act") in the manner so required and give a true and fair view in conformity with the accounting principles generally accepted in India, of the state of affairs (financial position) of the Company as at March 31st 2022, and total comprehensive Income (comprising of loss and other comprehensive Income), its cash flows and the changes in equity for the year on that date ended.

### **Basis for Qualified Opinion**

1. As stated in the Note no.31 of the Standalone Financial Statement regarding valuation of deteriorated stock which was not fit for human consumption as per FSSAI norms and resulted loss of Rs.3381.31 Lacs, the assessment of quantity and valuation of stock is done by the management. We are unable to comment on such impairment and resultant loss on such valuation of stock as it involves significant judgement and estimates by management and external third parties.

Our opinion is qualified in respect of the above matter.

We conducted our audit of the standalone financial statements in accordance with the Standards on Auditing (SAs) specified under section 143(10) of the Companies Act, 2013. Our responsibilities under those Standards are further described in the Auditor's Responsibilities for the Audit of the standalone Financial Statements section of our report. We are independent of the Company in accordance with the Code of Ethics issued by the Institute of Chartered Accountants of India (ICAI) together with the ethical requirements that are relevant to our audit of the standalone financial statements under the provisions of the Companies Act, 2013 and the Rules there under, and we have fulfilled our other ethical responsibilities in accordance with these requirements and the Code of Ethics. We believe that the audit evidence we have obtained is sufficient and appropriate to provide a basis for our opinion on the Standalone Financial Statements except as stated above.

### **Emphasis of Matter**

We draw attention to the Note no.31 and Note no.32 of the Standalone Financial Statement regarding impact of COVID-19 pandemic and the preparation and presentation of accounts ongoing concern basis.

Our Report is not modified in respect of this matter.



## Key Audit Matters

Key audit matters are those matters that, in our professional judgment, were of most significance in our audit of the financial statements of the current period. These matters were addressed in the context of our audit of the financial statements as a whole, and in forming our opinion thereon, and we do not provide a separate opinion on these matters.

### Description of Key Audit Matters

| The key audit matters   | How our audit addressed the Key Audit Matter   |
|---|--|
| <b>Deferred Tax Asset &amp; MAT Credit Entitlement</b>  |  |
| <p>The company has recognized Deferred Tax Asset (DTA) &amp; MAT credit entitlement.</p> <p>There recoverability of this DTA &amp; MAT credit entitlement is dependent upon the generation of sufficient future taxable profit to utilize the same within the stipulated period prescribed under the income tax act, 1961.</p> <p>We identified this as a key audit matter because significant judgment is required in forecasting future taxable profits for recoverability of DTA &amp; MAT credit entitlement.</p>   | <p>We have assessed the management’s judgment relating to the forecasts of future revenue, taxable profit and evaluated the reasonableness of the considerations/ assumptions underlying the preparation of these forecasts.</p> <p>Based on the above procedures performed, the recognition and measurement of DTA &amp; MAT credit entitlement are considered adequate and reasonable.</p>   |
| <p><b>Receivables and provision for their recoverability;</b></p> <p>As stated in note no.8 of the Standalone Financial Statement there are increase in receivables on account of accumulation of stocks with the dealers and distributors and withholding of payments by the customers. The company has made provision of Rs.662.51 Lacs for the expected credit loss and doubtful receivables from customers.</p> <p>We considered the recoverability of such receivables a key audit matter given the relative size of receivables in the Standalone Financial Statement and significant judgment involved in consideration of factors such as ability of the customers to repay the dues of the company in view of impact of the Pandemic and other economic and logistic conditions.</p> | <p><b>Principal Audit Procedures</b></p> <p>We understood and tested the design and operating effectiveness of controls as established by the Company for realisation of its debtors.</p> <p>We considered various factors such as past operations and conduct of account of the customers, future recoveries in the accounts and management’s assessment of expected loss based on their follow up with the customers and the confirmations obtained from them.</p> <p>Based on the above procedures performed, the management’s estimate of loss for doubtful debts and its provision in the books of accounts is considered reasonable.</p> |

### **Other Information**

The Company's Board of Directors is responsible for the other information. The other information comprises the information included in the Company's annual report, but does not include the standalone financial statements and our auditors' report thereon. The Company's annual report is expected to be made available to us after the date of this auditor's report.

Our opinion on the standalone financial statements does not cover the other information and we do not express any form of assurance conclusion thereon.

In connection with our audit of the standalone financial statements, our responsibility is to read the other information identified above when it becomes available and, in doing so, consider whether the other information is materially inconsistent with the standalone financial statements or our knowledge obtained in the audit or otherwise appears to be materially misstated. When we read the Company's annual report, if we conclude that there is a material misstatement therein, we are required to communicate the matter to those charged with governance and shall take appropriate actions, if required.

### **Responsibility of Management for Standalone Financial Statements**

The Company's Management & Board of Directors is responsible for the matters stated in section 134(5) of the Companies Act, 2013 ("the Act") with respect to the preparation of these standalone Ind AS financial statements that give a true and fair view of the State of affairs (financial position), profit or loss (financial performance including other comprehensive income) changes in equity and cash flows of the Company in accordance with the accounting principles generally accepted in India, including the Indian Accounting Standards (Ind AS) specified under section 133 of the Act. This responsibility also includes maintenance of adequate accounting records in accordance with the provisions of the Act for safeguarding of the assets of the Company and for preventing and detecting frauds and other irregularities; selection and application of appropriate accounting policies; making judgments and estimates that are reasonable and prudent; and design, implementation and maintenance of adequate internal financial controls, that were operating effectively for ensuring the accuracy and completeness of the accounting records, relevant to the preparation and presentation of the financial statement that give a true and fair view and are free from material misstatement, whether due to fraud or error.

In preparing the financial statements, management is responsible for assessing the Company's ability to continue as a going concern, disclosing, as applicable, matters related to going concern and using the going concern basis of accounting unless management either intends to liquidate the Company or to cease operations, or has no realistic alternative but to do so.

The Board of Directors is also responsible for overseeing the company's financial reporting process.

### **Auditor's Responsibilities for the Audit of the Standalone Financial Statements**

Our objectives are to obtain reasonable assurance about whether the financial statements as a whole are free from material misstatement, whether due to fraud or error, and to issue an auditor's report that includes our opinion. Reasonable assurance is a high level of assurance, but is not a guarantee that an audit conducted in accordance with SAs will always detect a material misstatement when it exists. Mis-statements can arise from fraud or error and are considered material if, individually or in the aggregate, they could reasonably be expected to influence the economic decisions of users taken on the basis of these financial statements.

As part of an audit in accordance with SAs, we exercise professional judgment and maintain professional skepticism throughout the audit. We also:

- Identify and assess the risks of material mis-statement of the financial statements, whether due to fraud or error, design and perform audit procedures responsive to those risks, and obtain audit evidence that is sufficient and appropriate to provide a basis for our opinion. The risk of not detecting a material misstatement resulting from fraud is higher than for one resulting from error, as fraud may involve collusion, forgery, intentional omissions, misrepresentations, or the override of internal control.
- Obtain an understanding of internal control relevant to the audit in order to design audit procedures that are appropriate in the circumstances. Under section 143(3)(i) of the Companies Act, 2013, we are also responsible for expressing our opinion on whether the company has adequate internal financial controls with reference to Standalone Financial Statement in place and the operating effectiveness of such controls.
- Evaluate the appropriateness of accounting policies used and the reasonableness of accounting estimates and related disclosures made by management.
- Conclude on the appropriateness of management’s use of the going concern basis of accounting and, based on the audit evidence obtained, whether a material uncertainty exists related to events or conditions that may cast significant doubt on the Company’s ability to continue as a going concern. If we conclude that a material uncertainty exists, we are required to draw attention in our auditor’s report to the related disclosures in the financial statements or, if such disclosures are inadequate, to modify our opinion. Our conclusions are based on the audit evidence obtained up to the date of our auditor’s report. However, future events or conditions may cause the Company to cease to continue as a going concern.
- Evaluate the overall presentation, structure and content of the financial statements, including the disclosures, and whether the financial statements represent the underlying transactions and events in a manner that achieves fair presentation.
- We communicate with those charged with governance regarding, among other matters, the planned scope and timing of the audit and significant audit findings, including any significant deficiencies in internal control that we identify during our audit.
- We also provide those charged with governance with a statement that we have complied with relevant ethical requirements regarding independence, and to communicate with them all relationships and other matters that may reasonably be thought to bear on our independence, and where applicable, related safeguards.
- From the matters communicated with those charged with governance, we determine those matters that were of most significance in the audit of the financial statements of the current period and are therefore the key audit matters. We describe these matters in our auditor’s report unless law or regulation precludes public disclosure about the matter or when, in extremely rare circumstances, we determine that a matter should not be communicated in our report because the adverse consequences of doing so would reasonably be expected to outweigh the public interest benefits of such communication.

### **Report on Other Legal and Regulatory Requirements**

1. As required by the Companies (Auditor’s Report) Order, 2020 (“the Order”), issued by the Central Government of India in terms of sub-section (11) of section 143 of the Companies Act, 2013, we give in the “Annexure A” a statement on the matters specified in paragraphs 3 and 4 of the Order, to the extent applicable.
2. With respect to the matters to be included in the Auditor’s Report in accordance with the Requirements of section 197(16) of the Act, as amended, in our opinion and to the best of our

information and according to the explanations given to us, the remuneration paid by the Company to its directors during the year is in accordance with the provisions of section 197 of the act.

3. As required by Section 143(3) of the Act, we report that:

- (a) We have sought and obtained all the information and explanations which to the best of our knowledge and belief were necessary for the purposes of our audit.
- (b) In our opinion proper books of account as required by law have been kept by the Company so far as it appears from our examination of those books.
- (c) The Balance Sheet, the Statement of Profit and Loss(including other comprehensive income),the Statement of changes in Equity, and Cash Flow Statement dealt with by this Report are in agreement with the books of account.
- (d) In our opinion, the aforesaid standalone financial statements comply with the Indian Accounting Standards specified under Section 133 of the Act.
- (e) The qualification relating to the maintenance of accounts and other matters connected therewith are as stated in the Basis for qualified opinion paragraph above.
- (f) On the basis of the written representations received from the directors as on 31st March, 2022 taken on record by the Board of Directors, none of the directors is disqualified as on 31st March, 2022 from being appointed as a director in terms of Section 164 (2) of the Act.
- (g) With respect to the adequacy of the internal financial controls with reference to financial statements of the company and the operating effectiveness of such controls, refer to our separate Report in **“Annexure B”**.
- (h) With respect to the other matters to be included in the Auditor’s Report in accordance with rule 11 of the companies (Audit and Auditors) Rule,2014, in our opinion and to the best of our information and according to the explanations given to us:
  - i. The Company does not have any pending litigations which would impact its financial position
  - ii. The Company did not have any long-term contracts including derivative contracts for which there were any material foreseeable losses
  - iii. There were no amounts which were required to be transferred to the Investor Education and Protection Fund by the Company.
  - iv. (a) The management has represented that, to the best of its knowledge and belief, as disclosed in the Notes to the accounts, no funds have been advanced or loaned or invested (either from borrowed funds or share premium or any other sources or kind of funds) by the Company to or in any other persons or entities, including foreign entities (“Intermediaries”), with the understanding, whether recorded in writing or otherwise, that the Intermediary shall:
    - directly or indirectly lend or invest in other persons or entities identified in any manner whatsoever by or on behalf of the Company (“Ultimate Beneficiaries”); or

- provide any guarantee, security or the like on behalf of the Ultimate Beneficiaries.

(b) The management has represented, that, to the best of its knowledge and belief, as disclosed in the Notes to the accounts, no funds have been received by the company from any persons or entities, including foreign entities (“Funding Parties”), with the understanding, whether recorded in writing or otherwise, that the Company shall:

- directly or indirectly, lend or invest in other persons or entities identified in any whatsoever by or on behalf of the Funding Party (“Ultimate Beneficiaries”)

or

- provide any guarantee, security or the like on behalf of the Ultimate Beneficiaries.

(c) Based on the audit procedures performed that have been considered reasonable and appropriate in the circumstances, nothing has come to our notice that has caused us to believe that the representations under sub-clause (i) and (ii) of Rule 11(e) contain any material mis-statement.

v. The Company has neither declared nor paid any dividend during the year.

For Gupta Agarwal & Sultania  
CHARTERED ACCOUNTANTS  
FIRM REG. NO.0018782C

Place: Kanpur

Date: 30.05.2022

UDIN:- **22418628ALPCDW7568**

(Rahul Gupta)

Partner

M.NO. 418628

## ANNEXURE 'A' TO THE INDEPENDENT AUDITORS' REPORT

### Re. TASTY DAIRY SPECIALITIES LIMITED

With reference to the Annexure A referred to in Paragraph 1 in Report on Other Legal and Regulatory Requirements of the Independent Auditors' Report of even date to the Members of Tasty Dairy Specialities Limited ("the Company") on the standalone financial statements for the year ended 31 March 2022, we report that:

1. (a) (A) The Company has maintained proper records showing full particulars, including quantitative details and situation of Property, Plant and Equipment.

(B) The Company does not have any intangible assets hence clause 1(a) (B) is not applicable.

(b) According to the information and explanations given to us and on the basis of our examination of the records of the Company, the Company has a regular programme of physical verification of its Property, Plant and Equipment. In our opinion, this periodicity of physical verification is reasonable having regard to the size of the Company and the nature of its assets. No material discrepancies were noticed on such verification.

(c) According to the information and explanations given to us and on the basis of our examination of the records of the Company, the title deeds of the immovable properties (other than immovable properties where the Company is the lessee and the lease agreements are duly executed in favor of the lessee) disclosed in the financial statements are held in the name of the Company.

(d) According to the information and explanations given to us and on the basis of our examination of the records of the Company, the company has not revalued its Property, Plant & Equipment (Including Right of use assets) during the year.

(e) According to the information and explanations given to us and on the basis of our examination of the records of the Company, there are no proceedings initiated or pending against the company for holding any benami property under the Prohibition of Benami Property Transactions Act, 1988 and rules made there under.

2. (a) The inventory has been physically verified by the management during the year. In our opinion, the frequency of such verification is reasonable and procedures and coverage as followed by management were appropriate. No Discrepancies were noticed on verification between the physical stocks & the book records that were 10% or more in the aggregate for each class of inventory.

(b) According to the information and explanations given to us and on the basis of our examination of the records of the Company, the company has been sanctioned working capital limits in excess of Rs. 5 Crores, in aggregate, from banks on the basis of security of current assets. In our opinion, the quarterly returns or statements filed by the Company with such banks are in agreement with the books of accounts of the company except as follows:

(In Lacs)

| Quarter | Name of Bank         | Particulars       | Amount as per books of account | Amount as reported in quarterly return/ statement | Amount of difference | Whether return/state ment subsequently rectified | Reason for material discrepancies  |
|---------|----------------------|-------------------|--------------------------------|---|----------------------|--|--|
| Q-3     | Punjab National Bank | Inventory         | 6331.30                        | 3,019.77  | 3311.53              | No   | Due to difference in valuation of deteriorated stock as the value of deteriorated stock in books was not ascertained at the end of quarter 3 |
|         |                      | Trade Receivables | 3,937.11                       | 3,898.49  | 38.62                | No   |  |
| Q-4     | Punjab National Bank | Inventory         | 3,006.01                       | 3,034.24  | (28.23)              | No   |  |
|         |                      | Trade Receivables | 3,966.03                       | 3,919.69  | 46.34                | No   |  |

3. According to the information and explanations given to us and on the basis of our examination of the records of the Company, the company has not made any investments , provided guarantee or security or granted any advances in the nature of loans, secured or unsecured, to companies, firms , limited liability partnerships or any other parties during the year. The company has not granted any loans, secured or unsecured, to companies, firms, limited liability partnerships or any other parties during the year. Accordingly, provisions of clauses 3(iii)(a), 3(iii)(b) of the Order are not applicable to the Company.

(c) According to the information and explanations given to us and on the basis of our examination of the records of the Company, the company has granted advances in nature of loan which is repayable on demand, therefore no schedule of repayment of principal and payment of interest has been stipulated.

(d) According to the information and explanations given to us and on the basis of our examination of the records of the Company, there is no overdue amount for more than ninety days in respect advances in the nature of loans to any party during the year.

(e) According to the information and explanations given to us and on the basis of our examination of the records of the Company, in our opinion there are no instances of loans falling due during the year.

(f) The company has granted advances in nature of loan in earlier year amounting to Rs. 116.96 Lacs being 100% of total loans and advances granted to related party as defined in clause 76 of section 2 of the Companies Act, 2013.

4. According to the information and explanations given to us and on the basis of our examination of the records of the Company, the Company has not given any loans, or provided any guarantee or security, during the year as specified under Section 185 of the Companies Act, 2013 (“the Act”). In respect of the investments made by the Company and the loans provided to the parties covered under Section 186 of the Act, in our opinion the provisions of Section 186 of the Act have been complied with. According to the information and explanations given to us, the Company has not provided guarantee or security to any parties covered under Section 186 of the Act.
  
5. The Company has not accepted any deposits or amounts which are deemed to be deposits from the public. Accordingly, clause 3(v) of the Order is not applicable.
  
6. We have broadly reviewed the books of account maintained by the Company pursuant to the rules prescribed by the Central Government for maintenance of cost records under Section 148(1) of the Act in respect of its manufactured goods and are of the opinion that prima facie, the prescribed accounts and records have been made and maintained. However, we have not carried out a detailed examination of the records with a view to determine whether these are accurate or complete.
  
7. (a) According to the information and explanation given to us and on the basis of our examination of the records of the company, amounts deducted/accrued in the books of accounts in respect of undisputed statutory dues including provident fund, employees’ state insurance, income tax, value added tax, Goods and Service Tax, custom duty, cess and any other material statutory dues have been regularly deposited during the year by the Company with the appropriate authorities, though there have been slight delays in a few cases of Provident fund and Employees’ State Insurance. According to the information and explanations given to us and on the basis of our examination of the records of the Company, no undisputed amounts payable in respect of Goods and Services Tax (‘GST’), Provident fund, Employees’ State Insurance, IncomeTax, Duty of Customs, Cess and other statutory dues were in arrears as at 31 March 2022 for a period of more than six months from the date they became payable
  
- (b) The disputed statutory dues that have not been deposited on account of disputed matters pending before Income Tax Authorities:

| Sl. No. | Name of Statute     | Nature of Dues | Amount (Rs. in Lacs) | Period to which the amount relates | Forum where dispute is Pending                  |
|---------|---------------------|----------------|----------------------|------------------------------------|---|
| 1.      | Income Tax Act 1961 | Income Tax     | 5.82                 | 2018-19                            | Assessing Officer, National e-Assessment Centre |

8. According to information and explanation given to us, and on the basis of our examination of the records the Company, the company has not surrendered or disclosed any transactions, previously unrecorded as income in the books of account, in the tax assessments under the Income Tax Act, 1961 as income during the year.



9. (a) According to information and explanation given to us, and on the basis of our examination of the records the Company, the company has defaulted in repayment of loans or borrowings to financial institution or bank for the following instances in repayment of principal and interest thereon.

(i) The company has defaulted in repayment of following dues to the bank, which were not paid as at the Balance Sheet date. (Refer Note 15 to the Standalone Financial Statement)

| Nature of borrowings             | Name of lender       | Amount not paid on due date (in Lacs) | Whether principal or interest | Number of months delay |            |           |
|----------------------------------|----------------------|---------------------------------------|-------------------------------|------------------------|------------|-----------|
|                                  |                      |                                       |                               | 0-3 months             | 3-6 months | >6 months |
| Working Capital Term Loan (GECL) | Punjab National Bank | 41.05                                 | Interest                      | 23.63                  | 17.42      |           |
| Term Loan                        | Punjab National Bank | 29.10                                 | Interest                      | 16.73                  | 12.37      |           |
|                                  |                      | 95.10                                 | Principal                     | 63.40                  | 31.70      |           |
| CECF Loan                        | Punjab National Bank | 6.11                                  | Interest                      | 6.11                   |            |           |
|                                  |                      | 201.68                                | Principal                     | 63.68                  | 69.00      | 69.00     |
| Working Capital Loan (CC A/c)    | Punjab National Bank | 259.14                                | Interest                      | 79.34                  | 103.84     | 75.96     |

(b) According to the information and explanations given to us and on the basis of our examination of the records of the company, The Company has not been declared as a willful defaulter by any bank or Financial Institution or government or government authority.

(c) According to information and explanation given to us by the management, the company has applied its term loan for the purpose for which the loans were obtained.

(d) According to information and explanation given to us, funds raised on short term basis have not been utilized for long term purpose.

(e) The Company does not have any subsidiaries. Hence, clause 3(ix) (e) of the Order is not applicable.

(f) The Company does not have any subsidiaries. Hence clause 3(ix) (f) of the Order is not applicable.

10. (a) The Company has not raised any moneys by way of initial public offer or further public offer ( Including debt instruments). Hence, clause 3(x) (a) of the Order is not applicable.

(b) According to the information and explanation given to us and based on our examination of the records of the Company, the Company has not made any preferential allotment or private placement of shares

or fully or partly convertible debentures during the year. Hence, the requirement on reporting under clause 3(x) (b) is not applicable.

11. (a) Based on the examination of the books and records of the company and according to the information and explanation given to us, we report that no fraud by the Company or on the Company has been noticed or reported during the course of the audit.

(b) According to the information and explanation given to us, no report under sub-section (12) of Section 143 of the Companies Act, 2013 has been filed by the auditors in Form ADT-4 as prescribed under Rule 13 of Companies (Audit & Auditors) Rules, 2014 with the Central Government.

(c) As represented to us by the management, there are no whistle blower complaints received by the Company during the year.

12. In our opinion and according to the information and explanation given to us, The Company is not a Nidhi Company. Accordingly, clause 3(xii) of the Order is not applicable.

13. According to the information and explanations given to us and based on our examination of the records of the Company, transactions with the related parties are in compliance with Sections 177 and 188 of the Companies Act, 2013 where applicable and details of such transactions have been disclosed in the financial statements as required by the applicable Accounting Standard.

14. (a) Based on information and explanations provided to us and our audit procedures, in our opinion, the company has an internal audit system commensurate with the size and nature of its business.

(b) We have considered the internal audit reports of the company issued till date for the period under audit.

15. According to the information and explanation given to us and based on our examination of the records of the Company, the Company has not entered into non-cash transactions with directors or persons connected with him. Hence provisions of section 192 of the Companies Act, 2013 are not applicable. Hence, the requirement on reporting under Para 3(xv) is not applicable.

16. (a) According to the information and explanation given to us and based on our examination of the records of the Company, the Company is not required to be registered under Section 45-IA of the Reserve Bank of India Act, 1934. Accordingly, clause 3(xvi)(a) of the Order is not applicable.

(b) The Company is not required to be registered under Section 45-IA of the Reserve Bank of India Act, 1934. Accordingly, clause 3(xvi) (b) of the Order is not applicable.

- (c) The Company is not a Core Investment Company (CIC) as defined in the regulations made by the Reserve Bank of India. Accordingly, clause 3(xvi)(c) of the Order is not applicable.
- (d) The Company is not part of any group (as per the provisions of the Core Investment Companies (Reserve Bank) Directions, 2016 as amended). Accordingly, clause 3(xvi)(d) of the order is not applicable.
17. In our opinion and according to the information and explanation provided to us, Company has incurred Cash Loss Rs. 3752.77 Lacs in the Current Financial Year and Cash Loss Rs.1206.01 Lacs in the immediately preceding Financial Year.
18. There has been no resignation of the Statutory Auditors during the year. Change of auditor was pursuant to mandatory rotation requirements prescribed under companies Act, 2013. Accordingly, clause 3(xviii) of the Order is not applicable.
19. As mentioned in Note No. 31 and 32 of Standalone Financial Statements, Company could not service its debts in time and accounts with the bank have been classified as sub-standard and company have engaged with the lenders for restructuring of their dues. Accordingly, we are not able to comment upon the ability of the company to pay its liabilities falling due within a period of 1 year from Balance Sheet Date.
20. According to the information and explanations given to us and on the basis of our audit procedures, The Corporate Social Responsibility (CSR) contribution under section 135 of the Act is not applicable to the Company. Therefore, the provisions of clause (xx) (a) & (b) of the Order are not applicable to the Company. (Refer Note No. 37 to the Standalone Financial Statements).

For GUPTA AGARWAL & SULTANIA  
CHARTERED ACCOUNTANTS  
FIRM REG. No. 018782C

PLACE: KANPUR  
DATED: 30.05.2022

(Rahul Gupta)  
PARTNER  
M. No. 418628

## ANNEXURE 'B' TO THE INDEPENDENT AUDITORS' REPORT

### Re. TASTY DAIRY SPECIALITIES LIMITED

#### Report on the Internal Financial Controls over financial reporting under Clause (i) of Sub-section 3 of Section 143 of the Companies Act, 2013

We have audited the internal financial controls over financial reporting of **TASTY DAIRY SPECIALITIES LIMITED** ("the Company") as of 31st March, 2022 in conjunction with our audit of the standalone financial statements of the Company for the year ended on that date.

#### Management's Responsibility for Internal Financial Controls

The Company's management is responsible for establishing and maintaining internal financial controls based on the internal control over financial reporting criteria established by the Company considering the essential components of internal controls stated in the Guidance Note on Audit of Internal Financial Controls over Financial Reporting issued by the Institute of Chartered Accountants of India. These responsibilities include the design, implementation and maintenance of adequate internal financial controls that were operating effectively for ensuring the orderly and efficient conduct of its business, including adherence to company's policies, the safeguarding of its assets, the prevention and detection of frauds and errors, the accuracy and completeness of the accounting records, and the timely preparation of reliable financial information, as required under the Companies Act, 2013.

#### Auditor's Responsibility

Our responsibility is to express an opinion on the Company's internal financial controls over financial reporting based on our audit. We conducted our audit in accordance with the Guidance Note on Audit of Internal Financial Controls Over Financial Reporting (the "Guidance Note") and the Standards on Auditing, issued by ICAI and deemed to be prescribed under section 143(10) of the Companies Act, 2013, to the extent applicable to an audit of internal financial controls, both applicable to an audit of Internal Financial Controls and, both issued by the Institute of Chartered Accountants of India. Those Standards and the Guidance Note require that we comply with ethical requirements and plan and perform the audit to obtain reasonable assurance about whether adequate internal financial controls over financial reporting was established and maintained and if such controls operated effectively in all material respects.

Our audit involves performing procedures to obtain audit evidence about the adequacy of the internal financial controls system over financial reporting and their operating effectiveness. Our audit of internal financial controls over financial reporting included obtaining an understanding of internal financial controls over financial reporting, assessing the risk that a material weakness exists, and testing and evaluating the design and operating effectiveness of internal control based on the assessed risk. The procedures selected depend on the auditor's judgement, including the assessment of the risks of material misstatement of the financial statements, whether due to fraud or error.

We believe that the audit evidence which we have obtained is sufficient and appropriate to provide a basis for our audit opinion on the Company's internal financial controls system over financial reporting.

### **Meaning of Internal Financial Controls over Financial Reporting**

A company's internal financial control over financial reporting is a process designed to provide reasonable assurance regarding the reliability of financial reporting and the preparation of financial statements for external purposes in accordance with generally accepted accounting principles. A company's internal financial control over financial reporting includes those policies and procedures that (1) pertain to the maintenance of records that, in reasonable detail, accurately and fairly reflect the transactions and dispositions of the assets of the company; (2) provide reasonable assurance that transactions are recorded as necessary to permit preparation of financial statements in accordance with generally accepted accounting principles, and that receipts and expenditures of the company are being made only in accordance with authorisations of management and directors of the company; and (3) provide reasonable assurance regarding prevention or timely detection of unauthorised acquisition, use, or disposition of the company's assets that could have a material effect on the financial statements.

### **Inherent Limitations of Financial Controls over Financial Reporting**

Because of the inherent limitations of internal financial controls over financial reporting, including the possibility of collusion or improper management override of controls, material misstatements due to error or fraud may occur and not be detected. Also, projections of any evaluation of the internal financial controls over financial reporting to future periods are subject to the risk that the internal financial control over financial reporting may become inadequate because of changes in conditions, or that the degree of compliance with the policies or procedures may deteriorate.

### **Opinion**

In our opinion, the Company has, in all material respects, an adequate internal financial controls system over financial reporting and such internal financial controls over financial reporting were operating effectively as at March 31, 2022, based on the internal financial controls over financial reporting criteria established by the Company considering the essential components of internal control stated in the Guidance Note on Audit of Internal Financial Controls Over Financial Reporting issued by the Institute of Chartered Accountants of India.

For GUPTA AGARWAL & SULTANIA  
CHARTERED ACCOUNTANTS  
FIRM REG. No.0018782C

PLACE: KANPUR  
DATED: 30.05.2022

(RAHUL GUPTA)  
PARTNER  
M.No.418628

**TASTY DAIRY SPECIALITIES LIMITED**  
**Standalone Balance Sheet as at March 31, 2022**

(Rs. in Lacs)

| Particulars   | Note No. | As at March 31, 2022 | As at March 31, 2021 |
|---|----------|----------------------|----------------------|
| <b>I. ASSETS</b>  |          |                      |                      |
| <b>Non-current assets</b>   |          |                      |                      |
| (a) Property, Plant and Equipment   | 2        | 876.74               | 1,003.11             |
| (b) Capital work-in-progress  | 2        | 722.58               | 333.70               |
| (c) Right- of -use assets   | 3        | 61.09                | 205.94               |
| (d) Financial Assets  |          |                      |                      |
| (i) Investments   | 4(i)     | 0.51                 | 0.51                 |
| (ii) Loans  |          | -                    | -                    |
| (iii) Other Financial Assets  | 4(ii)    | 29.78                | 17.48                |
| (e) Deferred Tax Assests ( Net)   | 16       | 1,685.90             | 522.05               |
| (f) Non-Current Tax Assets (Net)  | 5        | 102.68               | 120.45               |
| (g) Other non-current assets  | 6        | 265.28               | 350.79               |
| <b>Total non current assets</b>   |          | <b>3,744.56</b>      | <b>2,554.03</b>      |
| <b>Current Assets</b>   |          |                      |                      |
| (a) Inventories   | 7        | 2,905.57             | 6,045.30             |
| (b) Financial Assets  |          |                      |                      |
| (i) Trade receivables   | 8        | 3,228.43             | 3,399.78             |
| (ii) Cash and cash equivalents  | 9        | 16.98                | 72.93                |
| (iii) Bank Balances other than (ii) above   | 10       | 99.59                | 106.86               |
| (iv) Loans  |          | -                    | -                    |
| (v) Other Financial Assets  | 11       | 359.81               | 363.27               |
| (c) Other current assets  | 12       | 330.66               | 315.05               |
| <b>Total current assets</b>   |          | <b>6,941.04</b>      | <b>10,303.19</b>     |
| <b>TOTAL ASSETS</b>   |          | <b>10,685.60</b>     | <b>12,857.22</b>     |
| <b>II. EQUITY AND LIABILITIES</b>   |          |                      |                      |
| <b>(1) Equity</b>   |          |                      |                      |
| (a) Equity Share Capital  | 13       | 2,043.00             | 2,043.00             |
| (b) Other Equity  | 14       | 923.22               | 3,819.12             |
| <b>Total Equity</b>   |          | <b>2,966.22</b>      | <b>5,862.12</b>      |
| <b>Liabilities</b>  |          |                      |                      |
| <b>(2) Non current liabilities</b>  |          |                      |                      |
| (a) Financial liabilities   |          |                      |                      |
| (i) Borrowings  | 15(i)    | 899.45               | 464.36               |
| (ia) Lease liabilities  |          | 0.57                 | 149.68               |
| (ii) Other financial liabilities  |          | -                    | -                    |
| (b) Provisions  | 20(i)    | 9.67                 | 12.64                |
| (c) Other non-current liabilities   |          | -                    | -                    |
| <b>Total non current liabilities</b>  |          | <b>909.69</b>        | <b>626.68</b>        |
| <b>(3) Current liabilities</b>  |          |                      |                      |
| (a) Financial liabilities   |          |                      |                      |
| (i) Borrowings  | 15(ii)   | 6,107.46             | 5,646.90             |
| (ia) Lease liabilities  |          | -                    | 20.19                |
| (ii) Trade payables   | 17       |                      |                      |
| (A) total outstanding due of micro enterprises and small enterprises; and                 |          | 3.02                 | 4.63                 |
| (B) total outstanding due of creditors other than micro enterprises and small enterprises |          | 542.71               | 547.77               |
| (iii) Other financial liabilities   | 18       | 70.26                | 34.71                |
| (b) Other current liabilities   | 19       | 71.65                | 102.74               |
| (c) Provisions  | 20(ii)   | 14.59                | 11.48                |
| (d) Current Tax Liabilities (Net)   |          | -                    | -                    |
| <b>Total Current liabilities</b>  |          | <b>6,809.69</b>      | <b>6,368.42</b>      |
| <b>Total liabilities</b>  |          | <b>7,719.38</b>      | <b>6,995.10</b>      |
| <b>TOTAL EQUITY AND LIABILITIES</b>   |          | <b>10,685.60</b>     | <b>12,857.22</b>     |
| <b>Significant Accounting Policies</b>  | 1        |                      |                      |
| <b>Other disclosers</b>   | 31-42    |                      |                      |
| The accompanying notes form an integral part of the financial statements                  |          |                      |                      |

As per our attached report of even date

**FOR GUPTA AGARWAL & SULTANIA**  
 CHARTERED ACCOUNTANTS  
 FIRM REGISTRATION NO.00018782C

FOR AND ON BEHALF OF THE BOARD

**(RAHUL GUPTA)**  
 PARTNER  
 M.NO.418628

**(ATUL MEHRA)**  
 CHAIRMAN &  
 WHOLE TIME DIRECTOR  
 DIN: 00811607

**(MAHENDRA KUMAR SINGH)**  
 DIRECTOR  
 DIN: 02727150

**(RAKESH KUMAR YADAV)**  
 CHIEF FINANCE OFFICER

**(NISHI)**  
 COMPANY SECRETARY  
 M.NO.50043

Place: Kanpur  
 Date: 30.05.2022

## TASTY DAIRY SPECIALITIES LIMITED

Standalone Statement of profit and loss for the year ended March 31, 2022

(Rs. In Lacs)

| Particulars   | Note No. | For the year ended March 31,<br>2022 | For the year ended March 31,<br>2021 |
|---|----------|--------------------------------------|--------------------------------------|
| I. Revenue from Operations  | 21       | 16,154.55                            | 32,800.93                            |
| II. Other income  | 22       | 88.88                                | 197.29                               |
| <b>III. Total Income</b>  |          | <b>16,243.43</b>                     | <b>32,998.22</b>                     |
| <b>IV. Expenses</b>   |          |                                      |                                      |
| Cost of materials consumed  | 23       | 15,805.50                            | 31,879.92                            |
| Purchase of stock-in-trade  |          | -                                    | -                                    |
| Changes in inventories of finished goods, work-in-progress and stock-in-trade   | 24       | 2,660.06                             | 670.55                               |
| Employee Benefits Expenses  | 25       | 298.67                               | 327.69                               |
| Finance costs   | 26       | 633.86                               | 508.96                               |
| Depreciation and Amortization Expenses  | 27       | 132.45                               | 183.48                               |
| Other Expenses  | 28       | 772.99                               | 1,279.15                             |
| <b>Total Expenses (IV)</b>  |          | <b>20,303.53</b>                     | <b>34,849.75</b>                     |
| <b>V. Profit/ (Loss) before Exceptional items and Tax</b>                       |          | <b>(4,060.10)</b>                    | <b>(1,851.53)</b>                    |
| Exceptional Items   |          | -                                    | -                                    |
| <b>VI. Profit/(Loss) before Tax</b>   |          | <b>(4,060.10)</b>                    | <b>(1,851.53)</b>                    |
| <b>VII. Tax expense:</b>  | 29       |                                      |                                      |
| 1. Current Tax  |          | -                                    | -                                    |
| 2. Deferred Tax   |          | (1,163.99)                           | (481.41)                             |
| 3. Tax adjustments relating to earlier years                                    |          | 0.17                                 | 12.89                                |
| <b>VIII. Profit/(Loss) for the Year</b>   |          | <b>(2,896.28)</b>                    | <b>(1,383.01)</b>                    |
| <b>IX. Other comprehensive income</b>   |          |                                      |                                      |
| (I) (a) Items that will not be reclassified to profit or loss                   |          |                                      |                                      |
| Remeasurements of the defined benefit plans                                     |          | 0.51                                 | 0.17                                 |
| Equity Instruments through Other Comprehensive Income                           |          | -                                    | 0.20                                 |
| (b) Income tax related to items that will not be reclassified to profit or loss |          | (0.14)                               | (0.05)                               |
| (II) (a) Items that will be reclassified to profit or loss                      |          | -                                    | -                                    |
| (b) Income tax related to items that will be reclassified to profit or loss     |          | -                                    | -                                    |
| <b>Total Other Comprehensive Income</b>   |          | <b>0.37</b>                          | <b>0.32</b>                          |
| <b>X. Total comprehensive income for the year</b>                               |          | <b>(2,895.91)</b>                    | <b>(1,382.69)</b>                    |
| <b>XI. Earnings per equity share</b>  | 30       |                                      |                                      |
| 1. Basic (Per Share)  |          | (14.17)                              | (6.77)                               |
| 2. Diluted (Per Share)  |          | (14.17)                              | (6.77)                               |
| <b>Significant Accounting Policies</b>  | 1        |                                      |                                      |

**Other disclosures**

31-42

The accompanying notes form an integral part of the financial statements

As per our attached report of even date

**FOR GUPTA AGARWAL & SULTANIA**  
 CHARTERED ACCOUNTANTS  
 FIRM REGISTRATION NO.00018782C

FOR AND ON BEHALF OF THE BOARD

(RAHUL GUPTA)  
 PARTNER  
 M.NO.418628

(ATUL MEHRA)  
 CHAIRMAN &  
 WHOLE TIME DIRECTOR  
 DIN: 00811607

(MAHENDRA KUMAR SINGH)  
 DIRECTOR  
 DIN: 02727150

Place: Kanpur  
 Date: 30.05.2022

(RAKESH KUMAR YADAV)  
 CHIEF FINANCE OFFICER

(NISHI)  
 COMPANY SECRETARY  
 M.NO.50043

**TASTY DAIRY SPECIALITIES LIMITED****Standalone Statement of Changes in Equity for Year ended March 31, 2022****A. Equity Share Capital****1) Current Reporting period****(Rs. in Lacs)**

| Balance as at April 1, 2021 | Changes in Equity Share Capital due to prior period errors | Restated balance as at April 1, 2021 | Changes in equity share capital during the year | Balance as at March 31, 2022 |
|-----------------------------|--|--------------------------------------|---|------------------------------|
| 2,043.00                    | -  | 2,043.00                             | -   | 2,043.00                     |

**2) Previous Reporting period****(Rs. in Lacs)**

| Balance as at April 1, 2020 | Changes in Equity Share Capital due to prior period errors | Restated balance as at April 1, 2020 | Changes in equity share capital during the year | Balance as at March 31, 2021 |
|-----------------------------|--|--------------------------------------|---|------------------------------|
| 2,043.00                    | -  | 2,043.00                             | -   | 2,043.00                     |

**B. Other Equity****1) Current reporting period****(Rs. in Lacs)**

|   | Securities Premium | General Reserve | Retained Earnings | Other Comprehensive Income | Total     |
|---|--------------------|-----------------|-------------------|----------------------------|-----------|
| Balance as at April 1, 2021                         | 1,744.40           | 923.17          | 1,146.17          | 5.38                       | 3,819.12  |
| Changes in accounting policy or prior period errors | -                  | -               | -                 | -                          | -         |
| Restated balance as at April 1, 2021                | 1,744.40           | 923.17          | 1,146.17          | 5.38                       | 3,819.12  |
| Profit for the year                                 | -                  | -               | -2,896.28         | -                          | -2,896.28 |
| Other comprehensive income/(losses)                 | -                  | -               | -                 | 0.37                       | 0.37      |
| Total Comprehensive Income                          | -                  | -               | -2,896.28         | 0.37                       | -2,895.91 |
| Balance as at March 31, 2022                        | 1,744.40           | 923.17          | -1,750.11         | 5.75                       | 923.22    |

**2) Previous reporting period****(Rs. in Lacs)**

|   | Securities Premium | General Reserve | Retained Earnings | Other Comprehensive Income | Total     |
|---|--------------------|-----------------|-------------------|----------------------------|-----------|
| Balance as at April 1,2020                          | 1,744.40           | 923.17          | 2,529.18          | 5.06                       | 5,201.81  |
| Changes in accounting policy or prior period errors | -                  | -               | -                 | -                          | -         |
| Restated balance as at April 1, 2020                | 1,744.40           | 923.17          | 2,529.18          | 5.06                       | 5,201.81  |
| Profit for the year                                 | -                  | -               | -1,383.01         | -                          | -1,383.01 |
| Other comprehensive income/(losses)                 | -                  | -               | -                 | 0.32                       | 0.32      |
| Total Comprehensive Income                          | -                  | -               | -1,383.01         | 0.32                       | -1,382.69 |
| Balance as at March 31, 2021                        | 1,744.40           | 923.17          | 1,146.17          | 5.38                       | 3,819.12  |

Refer Note 14 for nature and purpose of reserves

**Accompanying notes form an integral part of the financial statements.**

As per our attached report of even date

**FOR GUPTA AGARWAL & SULTANIA**  
 CHARTERED ACCOUNTANTS  
 FIRM REGISTRATION NO.00018782C

FOR AND ON BEHALF OF THE BOARD

**(RAHUL GUPTA)**  
 PARTNER  
 M.NO.418628

**(ATUL MEHRA)**  
 CHAIRMAN & WHOLE TIME DIRECTOR  
 DIN: 00811607

**(MAHENDRA KUMAR SINGH)**  
 DIRECTOR  
 DIN: 02727150

Place: Kanpur  
 Date: 30.05.2022

**(RAKESH KUMAR YADAV)**  
 CHIEF FINANCIAL OFFICER

**(NISHI)**  
 COMPANY SECRETARY  
 M.NO.50043



**Tasty Dairy Specialities Ltd.**  
**Standalone Statement of Cash Flows for the year ended March 31, 2022**

| PARTICULARS   | AMOUNT   | AMOUNT            | AMOUNT     | AMOUNT            |
|---|----------|-------------------|------------|-------------------|
|   | 31.03.22 | 31.03.22          | 31.03.21   | 31.03.21          |
| <b>A. Cash Flow from Operating Activities</b>                         |          |                   |            |                   |
| Net Profit before tax and extraordinary items                         | -        | (4,060.10)        |            | (1,851.53)        |
| <u>Adjustment for :</u>   |          |                   |            |                   |
| Depreciation  | 132.45   |                   | 183.48     |                   |
| Finance Costs   | 633.86   |                   | 514.87     |                   |
| Provisions  | 11.27    |                   | 2.01       |                   |
| Interest income   | (18.54)  |                   | (18.01)    |                   |
| Lease liability written back ( Net)                                   | (27.57)  |                   | -          |                   |
| Provision for expected credit impairment                              | 174.88   |                   |            |                   |
| (Profit)/Loss on Sale of PPE  | (39.85)  | 866.50            | (169.54)   | 512.80            |
| Operating Profit before Working Capital Changes                       |          | <b>(3,193.60)</b> |            | <b>(1,338.73)</b> |
| Adjustments for movement in working capital:                          |          |                   |            |                   |
| (Increase)/decrease in inventories                                    | 3,139.73 |                   | 554.31     |                   |
| (Increase)/decrease in trade receivables                              | (3.53)   |                   | 1,887.22   |                   |
| (Increase)/decrease in non current and other current financial Assets | (8.83)   |                   | (0.97)     |                   |
| (Increase)/decrease in non current and other current assets           | 69.89    |                   | (177.99)   |                   |
| Increase/(decrease) in trade payables                                 | (6.66)   |                   | (1,246.94) |                   |
| Increase/(decrease) in other financial current liabilities            | 35.56    |                   | 19.12      |                   |
| Increase/(decrease) in other current liabilities                      | (31.09)  |                   | (300.44)   |                   |
| Increase/(decrease) in provisions                                     | (10.62)  |                   | 0.37       |                   |
| Cash Generated from Operations  |          | 3,184.43          |            | 734.69            |
| Direct Taxes (Paid)/ Refund   |          | (9.17)            |            | (604.03)          |
| Net Cash (Used in) / Generated from Operations                        |          | 17.60             |            | (84.50)           |
|   |          | <b>8.43</b>       |            | <b>(688.53)</b>   |
| <b>B. Cash Flow From Investing Activities</b>                         |          |                   |            |                   |
| Purchase of Property, plant & equipment & ROU                         | (390.84) |                   | (406.86)   |                   |
| Sale of Property , Plant & Equipment                                  | 40.48    |                   | 186.92     |                   |
| Purchase/ maturity of fixed deposit (Net)                             | 7.27     |                   | 26.65      |                   |
| Sale of investments   | -        |                   | 100.00     |                   |
| Interest income   | 18.54    |                   | 18.01      |                   |
| Net Cash (Used in)/Generated from Investing Activities                |          | <b>(324.54)</b>   |            | <b>(75.28)</b>    |
| <b>C. Cash Flow from Financing Activities</b>                         |          |                   |            |                   |
| Proceeds from Long Term Borrowings (Net of Repayments)                | 435.10   |                   | 363.91     |                   |
| Proceeds from Short Term Borrowings (Net of Repayments)               | 460.56   |                   | 928.69     |                   |
| Finance Costs   | (631.42) |                   | (508.96)   |                   |
| Payment of long term lease liabilities                                | (4.08)   |                   | (16.53)    |                   |
| Cash (Used in)/Generated from Financing Activities                    |          | <b>260.16</b>     |            | <b>767.10</b>     |
| Net Increase/ (Decrease) in Cash and Cash Equivalents                 |          | <b>(55.96)</b>    |            | <b>3.28</b>       |
| Cash & Cash Equivalents at the beginning of the year/period           |          | 72.94             |            | 69.65             |
| <b>Cash &amp; Cash Equivalents at the end of the year/period</b>      |          | <b>16.98</b>      |            | <b>72.93</b>      |

**Note:**

- 1) The Statement of Cash flows is prepared in accordance with the format prescribed as per Ind -AS 7.
- 2) In Part-A Of The Cash Flows Statement , Figures in brackets indicate deductions made from the Net profit for deriving the net cash flows from operating activities. In Part-B and Part-C. figures in brackets indicate Cash Outflows.

**For Gupta Agarwal & Sultania**  
Chartered Accountants  
Firm Reg No.: 0018782C

FOR AND ON BEHALF OF THE BOARD

(Rahul Gupta)  
Partner  
M.No.418628

(ATUL MEHRA)  
CHAIRMAN &  
WHOLE TIME DIRECTOR  
DIN: 00811607

(MAHENDRA KUMAR SINGH)  
DIRECTOR  
DIN: 02727150

Place: Kanpur  
Dated: 30.05.2022

(RAKESH KUMAR YADAV)  
CHIEF FINANCE OFFICER

(NISHI)  
COMPANY SECRETARY

## Notes forming part of the Standalone Financial Statements for the year ended 31<sup>st</sup> March 2022

### Corporate Information

Tasty Dairy Specialities Limited (“TDSL” or “the Company”) was founded in 1992. The Company is listed on the Bombay Stock Exchange. The Company is mainly engaged in procurement and processing of Milk and Manufacture of various value added products namely Butter, Milk, Ghee and other Milk products. The principal place of business of the Company is in Kanpur Dehat, Uttar Pradesh, India. The Registered office of the Company is located at D-3, UPSIDC INDUSTRIAL AREA, JAINPUR, KANPUR DEHAT UTTAR PRADESH.

The Financial Statements of the company for the year ended 31<sup>st</sup> March, 2022 are approved and authorized for issue by the Company’s Board of Directors on 30.05.2022.

### 1.1 Basis of Preparation:

The Financial Statements of the Company have been prepared in accordance with Indian Accounting Standards (hereinafter referred to as “Ind-AS”) notified under Section 133 of the Companies Act, 2013 (“Act”) read with Companies (Indian Accounting Standards) Rules, 2015; and the other relevant provisions of the Act.

The company’s presentation and functional currency is Indian rupee. All amounts in these financial statements, except earnings per share amounts have been rounded off to nearest in Lacs unless otherwise indicated.

### Historical cost convention

The financial statements have been prepared on a historical cost basis, except for the following:

- Certain financial assets and liabilities are measured at fair value.
- Defined benefit plans where plan assets measured at fair value.

### Operating Cycle:

The operating cycle is the time between the acquisition of assets for processing and their realization in cash or cash equivalents. Based on the nature of activities of the Company and the normal time between acquisition of assets and their realization in cash or cash equivalents, the Company has determined its operating cycle as 12 months for the purpose of classification of its assets and liabilities as current and non-current.

### 1.2 Use of Judgment and Estimates

The preparation of the financial statements in conformity with Ind-AS requires the Management to make estimates and assumptions considered in the reported amounts of assets and liabilities, disclosure of contingent assets and liabilities at the date of the accounts and reported amounts of income and expenses during the year. The management believes that the estimates used in the preparation of financial statements are prudent and reasonable. The said estimates are based on the facts and events, that existed as at the reporting date, or that occurred after that date but provide additional evidence about conditions existing as at the reporting date.

Actual results could differ from those estimates. The most significant techniques for estimation are described in the accounting policies below. Critical accounting judgments and the key sources of estimation or uncertainty in applying the Company's accounting policies arise in relation to property, plant and equipment, impairment of assets, current asset provisions, deferred tax, retirement benefits and provisions.

Information about significant areas of estimates and judgments in applying accounting policies that have the most significant effect on the amounts recognized in the financial statements are as below:

- Impairment of Financial Assets- Refer **note- 1.3.14**
- Valuation of Inventories- Refer **note -1.3.5**
- Measurement of Defined Benefit Obligations and actuarial assumptions-Refer **note- 20(iii) & 1.3.7**
- Contingencies- refer **note -1.3.11**

Revisions to accounting estimates are recognized prospectively in the Statement of Profit and Loss in the period in which the estimates are revised and in any future periods affected.

#### **Current versus non-current classification**

The company presents assets and liabilities in the balance sheet based on current/ non-current classification.

All the assets and liabilities have been classified as current/non-current as per the Company's normal operating cycle and other criteria set out in Division II to Schedule III of the Companies Act, 2013.

### **1.3 Statement of Significant Accounting Policies**

#### **1.3.1 Property, Plant and Equipment**

Freehold land is carried at historical cost. All other items of property, plant and equipment (PPE) are stated at cost less accumulated depreciation and impairment losses, if any. Historical cost includes expenditure that is directly attributable to the acquisition of the item.

The cost of an item of PPE comprises its purchase price net of any trade discounts and rebates, any import duties and other taxes (other than those subsequently recoverable from the tax authorities), any directly attributable expenditure including brokerage and start-up costs on making the asset ready for its intended use, other incidental expenses and interest on borrowings attributable to acquisition of qualifying assets up to the date the asset is ready for its intended use.

When significant parts of PPE are required to be replaced at intervals, company depreciates them separately based on their specific useful lives.

An item of PPE is derecognized upon disposal or when no future economic benefits are expected from its use or disposal. Any gain or loss arising on de-recognition of the asset (calculated as the difference between the net disposal proceeds and the carrying amount of the asset) is included in the income statement when the asset is derecognized.

The residual values, useful lives and methods of depreciation of PPE are reviewed at each financial year end and changes if any are accounted in line with revisions to accounting estimates.

#### **Depreciation**

Depreciation on PPE is provided as per Written Down Value Method as per the useful life prescribed in Schedule II of the Companies Act, 2013.

Depreciation on additions/deductions to PPE made during the year is provided on a pro-rata basis from / up to the date of such additions /deductions, as the case may be.

### **Leased Assets**

Leasehold land is amortized over the period of lease.

### **Capital Work in Progress**

Capital work in progress is stated at cost, net of impairment losses, if any. Cost comprises of the cost of items of PPE not yet commissioned, incidental pre-operative expenses, related borrowing costs and other direct expenditure.

### **1.3.2 Intangible Assets**

Intangible assets are carried at cost net of accumulated amortization and accumulated impairment losses, if any.

### **1.3.3 Leases**

Ind AS 116 requires lessees to determine the lease term as the non-cancellable period of a lease adjusted with any option to extend or terminate the lease, if the use of such option is reasonably certain. The Company makes an assessment on the expected lease term on a lease-by-lease basis and thereby assesses whether it is reasonably certain that any options to extend or terminate the contract will be exercised. In evaluating the lease term, the Company considers factors such as any significant leasehold improvements undertaken over the lease term, costs relating to the termination of the lease and the importance of the underlying asset to Company's operations taking into account the location of the underlying asset and the availability of suitable alternatives. The lease term in future periods is reassessed to ensure that the lease term reflects the current economic circumstances.

#### **I. The Company as a Lessee:**

The Company's lease asset class primarily consist of leases for buildings. The Company assesses whether a contract contains a lease, at inception of a contract. A contract is, or contains, a lease if the contract conveys the right to control the use of an identified asset for a period of time in exchange for consideration. To assess whether a contract conveys the right to control the use of an identified asset, the company assesses whether:

- > The contract involves the use of an identified asset.
- > The Company has substantialized all of the economic benefits from use of the asset through the period of the lease and;
- > The Company has the right to direct the use of the asset.

At the date of commencement of the lease, the Company recognizes a right-of-use asset ("ROU") and a corresponding lease liability for all lease arrangements in which it is a lessee, except for leases with a term of twelve months or less (short-term leases) and low value leases. For these short-term and low value leases, the company recognizes the lease payments as an operating expense on a straight-line basis over the term of the lease.

Certain lease arrangements include the options to extend or terminate the lease before the end of the lease term. ROU assets and lease liabilities includes these options when it is reasonably certain that they will be exercised.

The right-of-use assets are initially recognized at cost, which comprises the initial amount of the lease liability adjusted for any lease payments made at or prior to the commencement date of the lease plus any initial direct costs less any lease incentives. They are subsequently measured at cost less accumulated depreciation and impairment losses, if any.

Right-of-use assets are depreciated from the commencement date on a straight-line basis over the shorter of the lease term and useful life of the underlying asset

Right-of-use assets is evaluated for recoverability whenever events or changes in circumstances indicate that their carrying amounts may not be recoverable. For the purpose of impairment testing, the recoverable amount (i.e. the higher of the fair value less cost to sell and the value-in-use) is determined on an individual asset basis unless the asset does not generate cash flows that are largely independent of those from other assets. In such cases, the recoverable amount is determined for the Cash Generating Unit (CGU) to which the asset belongs.

The lease liability is initially measured at amortized cost at the present value of the future lease payments. The lease payments are discounted using the interest rate implicit in the lease or, if not readily determinable, using the incremental borrowing rates in the country of domicile of these leases. Lease liabilities are re-measured with a corresponding adjustment to the related right- of- use asset if the Company changes its assessment of whether it will exercise an extension or a termination option.

Lease liability and ROU asset have been separately presented in the Balance Sheet and lease payments have been classified as financing cash flows.

#### **As a lessor**

Leases for which the company is a lessor, is classified as finance lease or operating lease. Whenever the terms of the lease transfer substantially all the risks and rewards of ownership to the lessee, the contract is classified as finance lease. All other leases are classified as operating lease. When the Company is an intermediate lessor, it accounts for its interests in the head lease and the sublease separately. The sub-lease is classified as finance lease or operating lease with reference to right-of-use asset arising from the head lease.

For operating leases, rental income is recognized on a straight line basis over the term of such lease.

#### **1.3.4 Impairment of Non-Financial Assets**

Non-financial assets other than inventories and deferred tax assets are reviewed at each Balance Sheet date to determine whether there is any indication of impairment. If any such indication exists, or when annual impairment testing for an asset is required, the Company estimates the asset's recoverable amount. The recoverable amount is higher of the assets or Cash-Generating Units (CGU's) fair value less costs of disposal and its value in use. Recoverable amount is determined for an individual asset, unless the asset does not generate cash inflows that are largely independent of those from other assets or group of assets.

When the carrying amount of an asset or CGU exceeds its recoverable amount, the asset is considered impaired and is written down to its recoverable amount.

### **1.3.5 Inventories**

Cost includes all charges in bringing the inventories to their present location and condition, including octroi and other levies, transit insurance and receiving charges and excluding rebates and discounts, if any. Net realizable value is the estimated selling price in the ordinary course of business.

Inventories other than Scrap and Import entitlements/license are valued at lower of cost and net realized value.

### **1.3.6 Revenue Recognition**

Revenue is recognized to the extent that it is probable that the economic benefits will flow to the Company and the revenue can be reliably measured. The specific recognition criteria described below are also to be met before revenue is recognized.

#### **Sale of Goods**

Revenue from the sale of goods is measured at the fair value of the consideration received or receivable, net of returns and allowances, trade discounts and volume rebates. The sales exclude Value added tax/sales tax/GST. Sales are recognized on dispatch of goods to customers and on transfer of corresponding risk to the customers. Export Sales are recognized on the issuance of Bill of Lading/Airway bill by the carrier.

#### **Dividend income**

Dividend income is accounted for when the right to receive the same is established, which is generally when shareholders approve the dividend.

#### **Insurance Claims**

Insurance claims are accounted for on the basis of claims admitted / expected to be admitted and to the extent that the amount recoverable can be measured reliably and it is reasonable to expect ultimate collection.

#### **Other Income**

Other income is accounted for on accrual basis except where the receipt of income is uncertain in which case it is accounted for on receipt basis.

### **1.3.7 Employee Benefits**

#### **1.3.7.1 Short Term Employee Benefits**

Short-term obligations Liabilities for wages and salaries, including nonmonetary benefits that are expected to be settled wholly within twelve months after the end of the period in which the employees render the related service are recognized in respect of employees' services up to the end of the reporting period and are measured at the undiscounted amounts expected to be paid when the liabilities are settled.

#### **1.3.7.2 Post-Employment Benefits**

##### **I. Defined Contribution Plan:**

Defined Contribution Plans such as Provident Fund, Employee State Insurance and National Pension Scheme are recognized as an expense and charged to the Statement of Profit and Loss for the year when contributions are due. Both employees and the company make contribution at a specified percentage of covered employee's salary.

**Defined Benefit Plans:**

**a) Gratuity:**

- (i) Cost of providing the benefit is determined on an actuarial basis at the end of the year and charged to the Statement of Profit & Loss. The cost of providing these benefits is determined by independent actuary using the projected unit credit method.
- (ii) Re-measurement, comprising actuary gains and losses and the effect of Asset ceiling, (excluding amount included in the net interest on the net defined liability and retirement plan asset) are recognized immediately in the balance sheet with a corresponding debit/credit to the Retained Earning through OCI in the period in which they occur. It is included in the retained earnings in the statement of changes in the Equity and in the Balance Sheet Actuarial gain or loss is recognized in Other Comprehensive Income for long term benefits including gratuity benefits.

**b) Other Long Term Benefits:**

No other post-retirement benefits are provided to the employees.

**1.3.8 Research and Development Expenditure**

Expenditure on research of revenue nature is charged to Statement of Profit and Loss and that of capital nature is capitalized as fixed assets.

**1.3.9 Foreign Currency Transactions**

**Monetary Items**

Transactions in foreign currencies are initially recorded at their respective exchange rates at the date the transaction first qualifies for recognition.

Monetary assets and liabilities denominated in foreign currencies are translated at exchange rates prevailing on the reporting date.

Exchange differences arising on settlement or translation of monetary items are recognized in Statement of Profit and Loss either as profit or loss on foreign currency transaction and translation or as borrowing costs to the extent regarded as an adjustment to borrowing costs.

**Non – Monetary items**

Non-monetary items that are measured in terms of historical cost in a foreign currency are translated using the exchange rates at the dates of the initial transactions.

**1.3.10 Government Grants**

Government grants are recognized where there is reasonable assurance that the grant will be received, and all attached conditions will be complied with.

When the grant relates to an expense item, it is recognized in Statement of Profit and Loss on a systematic basis over the periods that the related costs, for which it is intended to compensate, are expensed.

Government grants relating to Property, Plant and Equipment are presented as deferred income and are credited to the Statement of Profit and Loss on a systematic and rational basis over the useful life of the asset.

### **1.3.11 Provisions, Contingent Liabilities and Capital Commitments**

Provisions are recognized when there is a present obligation (legal or constructive) as a result of a past event, it is probable that an outflow of resources embodying economic benefits will be required to settle the obligation and a reliable estimate can be made of the amount of the obligation. Provisions are reviewed at each balance sheet date and are adjusted to reflect the current best estimate.

If the effect of the time value of money is material, provisions are discounted using a current pre-tax rate that reflects, when appropriate, the risks specific to the liability. When discounting is used, the increase in the provision due to the passage of time is recognized as a finance cost.

Contingent liabilities are possible obligations whose existence will only be confirmed by future events not wholly within the control of the Company, or present obligations where it is not probable that an outflow of resources will be required, or the amount of the obligation cannot be measured with sufficient reliability. Information on contingent liability is disclosed in the Notes to the Financial Statements.

Contingent assets are not recognized but disclosed when the inflow of economic benefits is probable. However, when the realization of income is virtually certain, then the related asset is no longer a contingent asset, but it is recognized as an asset.

### **1.3.12 Fair Value measurement**

Fair value is the price that would be received to sell an asset or paid to transfer a liability in an orderly transaction between market participants at the measurement date. The fair value measurement is based on the presumption that the transaction to sell the asset or transfer the liability takes place either:

- In the principal market for the asset or liability, or
- In the absence of a principal market, in the most advantageous market which can be accessed by the Company for the asset or liability.

The fair value of an asset or a liability is measured using the assumptions that market participants would use when pricing the asset or liability, assuming that market participants act in their economic best interest.

The Company uses valuation techniques that are appropriate in the circumstances and for which sufficient data are available to measure fair value, maximizing the use of relevant observable inputs and minimizing the use of unobservable inputs.

All assets and liabilities for which fair value is measured or disclosed in the financial statements are categorized within the fair value hierarchy, described as follows, based on the lowest level input that is significant to the fair value measurement as a whole:

- Level 1 Quoted (unadjusted) market prices in active markets for identical assets or liabilities
- Level 2 Valuation techniques for which the lowest level input that is significant to the fair value measurement is directly or indirectly observable



- Level 3 Valuation techniques for which the lowest level input that is significant to the fair value measurement is unobservable

For assets and liabilities that are recognized in the financial statements on a recurring basis, the Company determines whether transfers have occurred between levels in the hierarchy by re-assessing categorization (based on the lowest level input that is significant to the fair value measurement as a whole) at the end of each reporting period.

### 1.3.13 Financial Assets

#### **Initial recognition and measurement**

All financial assets are recognized initially at fair value plus, in the case of financial assets not recorded at fair value through profit or loss, transaction costs that are attributable to the acquisition of the financial asset. Purchases or sales of financial assets that require delivery of assets within a time frame established by regulation or convention in the market place (regular way trades) are recognized on the trade date, i.e., the date that the Company commits to purchase or sell the asset.

#### **Subsequent measurement**

Subsequent measurement is determined with reference to the classification of the respective financial assets. Based on the business model for managing the financial assets and the contractual cash flow characteristics of the financial asset, the Company classifies financial assets as subsequently measured at amortized cost, fair value through other comprehensive income or fair value through profit and loss.

#### **Debt instruments at amortized cost**

Debt instruments such as trade and other receivables, security deposits and loans given are measured at the amortized cost if both the following conditions are met:

- The asset is held within a business model whose objective is to hold assets for collecting contractual cash flows, and
- Contractual terms of the asset give rise on specified dates to cash flows that are solely payments of principal and interest (SPPI) on the principal amount outstanding.

After initial measurement, such financial assets are subsequently measured at amortized cost using the effective interest rate (EIR) method. Amortized cost is calculated by taking into account any discount or premium on acquisition and fees or costs that are an integral part of the EIR. The EIR amortization is included in finance income in the profit or loss. The losses arising from impairment are recognized in the profit or loss.

#### **Debt instruments at Fair value through Other Comprehensive Income (FVOCI)**

A 'debt instrument' is classified as at the FVOCI if both of the following criteria are met:

- The objective of the business model is achieved both by collecting contractual cash flows and selling the financial assets, and
- The asset's contractual cash flows represent SPPI.

Debt instruments included within the FVTOCI category are measured initially as well as at each reporting date at fair value. Fair value movements are recognized in the other comprehensive income (OCI).

#### **Debt instruments at Fair value through Profit or Loss (FVTPL)**

FVTPL is a residual category for debt instruments excluding investments in subsidiary and associate companies. Any debt instrument, which does not meet the criteria for categorization as at amortized cost or as FVTOCI, is classified as at FVTPL.

After initial measurement, any fair value changes including any interest income, foreign exchange gain and losses, impairment losses and other net gains and losses are recognized in the Statement of Profit and Loss.

#### **Equity investments**

All equity investments in scope of Ind-AS 109 are measured at fair value. Equity instruments which are held for trading are classified as at FVTPL. For all other equity instruments **TDSL** decides to classify the same either as at FVTOCI or FVTPL. **TDSL** makes such election on an instrument-by-instrument basis. The classification is made on initial recognition and is irrevocable.

Equity instruments included within the FVTPL category are measured at fair value with all changes recognized in the Profit or loss.

#### **De-recognition**

A financial asset (or, where applicable, a part of a financial asset or part of a group of similar financial assets) is primarily derecognized (i.e., removed from the Company's Balance Sheet) when

- The rights to receive cash flows from the asset have expired, or
- The Company has transferred its rights to receive cash flows from the asset or has assumed an obligation to pay the received cash flows in full without material delay to a third party under a 'pass-through' arrangement; and either:
- The Company has transferred substantially all the risks and rewards of the asset, or
- The Company has neither transferred nor retained substantially all the risks and rewards of the asset, but has transferred control of the asset.

On de-recognition, any gains or losses on all debt instruments (other than debt instruments measured at FVOCI) and equity instruments (measured at FVTPL) are recognized in the Statement of Profit and Loss. Gains and losses in respect of debt instruments measured at FVOCI and that are accumulated in OCI are reclassified to profit or loss on de-recognition. Gains or losses on equity instruments measured at FVOCI that are recognized and accumulated in OCI are not reclassified to profit or loss on de-recognition.

#### **1.3.14 Impairment of financial assets**

The Company applies expected credit loss (ECL) model for measurement and recognition of impairment loss on the following financial assets and credit risk exposure:

- a) Financial assets that are debt instruments, and are measured at amortized cost e.g., loans, debt securities, deposits, trade receivables and bank balance.
- b) Financial assets measured at fair value through other comprehensive income.

In case of other assets (listed as a) above, the company determines if there has been a significant increase in credit risk of the financial asset since initial recognition. If the credit risk of such assets has not increased significantly, an amount equal to 12-month ECL is measured and recognized as loss allowance. However, if credit risk has increased significantly, an amount equal to lifetime ECL is measured and recognized as loss allowance.

### **1.3.15 Financial Liabilities**

#### **Initial recognition and measurement**

All financial liabilities are recognized initially at fair value and, in the case of loans and borrowings and payables, net of directly attributable transaction costs.

The Company's financial liabilities include trade and other payables, loans and borrowings including bank overdrafts, and derivative financial instruments.

#### **Subsequent measurement**

The measurement of financial liabilities depends on their classification, as described below:

#### **Financial Liabilities at Fair Value through Profit or Loss (FVTPL)**

Financial liabilities at fair value through profit or loss include financial liabilities designated upon initial recognition as at fair value through profit or loss.

Financial liabilities designated upon initial recognition at fair value through profit or loss are designated at the initial date of recognition, and only if the criteria in Ind-AS 109 are satisfied. For liabilities designated as FVTPL, fair value gains/ losses attributable to changes in own credit risk is recognized in OCI. These gains/ losses are not subsequently transferred to profit or loss. However, the company may transfer the cumulative gain or loss within equity. All other changes in fair value of such liability are recognized in the statement of profit or loss.

#### **Financial Liabilities at amortized cost**

Financial liabilities classified and measured at amortized cost such as loans and borrowings are initially recognized at fair value, net of transaction cost incurred. After initial recognition, financial liabilities are subsequently measured at amortized cost using the Effective interest rate (EIR) method. Gains and losses are recognized in profit or loss when the liabilities are derecognized as well as through the EIR amortization process.

Amortized cost is calculated by taking into account any discount or premium on acquisition and fees or costs that are an integral part of the EIR. The EIR amortization is included as finance costs in the statement of profit and loss.

#### **De-recognition**

A financial liability is derecognized when the obligation under the liability is discharged or cancelled or expires. When an existing financial liability is replaced by another from the same lender on substantially different terms, or the terms of an existing liability are substantially modified, such an exchange or modification is treated as the de-recognition of the original liability and the recognition of a new liability. The difference in the respective carrying amounts is recognized in the statement of profit or loss.

### **Derivative financial instruments**

The Company uses derivative financial instruments to manage the commodity price risk and exposure on account of fluctuation in interest rate and foreign exchange rates. Such derivative financial instruments are initially recognized at fair value on the date on which a derivative contract is entered into and are subsequently measured at fair value with changes being recognized in Statement of Profit and Loss. Derivatives are carried as financial assets when the fair value is positive and as financial liabilities when the fair value is negative.

Any gains or losses arising from changes in the fair value of derivatives are taken through profit and loss.

### **Borrowings**

Borrowings are initially recognized at fair value, net of transaction costs incurred. Borrowings are subsequently measured at amortized cost. Any differences between the proceeds (net of transaction costs) and the redemption amount is recognized in Profit or loss over the period of the borrowing using the effective interest method. Fees paid on the establishment of loan facilities are recognized as transaction costs of the loan to the extent that it is probable that some or all of the facilities will be drawn down. In this case, the fee is deferred until the drawdown occurs.

The borrowings are removed from the Balance sheet when the obligation specified in the contract is discharged, cancelled or expired. The difference between the carrying amount of the financial liability that has been extinguished or transferred to another party and the consideration paid including any noncash asset transferred or liabilities assumed, is recognized in profit or loss as other gains/(losses).

Borrowings are classified as current liabilities unless the group has an unconditional right to defer settlement of the liability of at least 12 months after the reporting period. Where there is a breach of a material provision of a long-term loan arrangement on or before the end of the reporting period with the effect that the liability becomes payable on demand on the reporting date, the entity does not classify the liability as current, if the lender agreed, after the reporting period and before the approval of the financial statement for issue, not to demand payment as a consequence of the breach.

#### **1.3.16 Borrowing Cost**

Borrowing costs directly attributable to the construction or production of a qualifying asset are capitalized during the period of time that is required for the acquisition, construction or production of an asset that necessarily takes a substantial period of time to get ready for its intended use or sale are capitalized as part of the cost of the asset. All other borrowing costs are expensed in the period in which they occur. Borrowing costs consist of interest and other costs that an entity incurs in connection with the borrowing of funds.

#### **1.3.17 Offsetting of financial instruments**

Financial assets and financial liabilities are offset, and the net amount is reported in the standalone balance sheet if there is a currently enforceable legal right to offset the recognized amounts and there is an intention to settle on a net basis, to realize the assets and settle the liabilities simultaneously. The legally enforceable right must not be contingent on future events and must be enforceable in the normal course of business and in the event of default, insolvency or bankruptcy of the company, or the counterparty.

#### **1.3.18 Taxes on Income**

### **Current and Deferred Tax**

Current tax is the amount of tax payable determined in accordance with the applicable tax rates and provisions of the Income Tax Act, 1961 and other applicable tax laws.

Deferred tax is recognized on differences between the carrying amounts of assets and liabilities in the Balance sheet and the corresponding tax bases used in the computation of taxable profit and are accounted for using the liability method. Deferred tax liabilities are generally recognized for all taxable temporary differences, and deferred tax assets are generally recognized for all deductible temporary differences, carry forward tax losses and allowances to the extent that it is probable that future taxable profits will be available against which those deductible temporary differences, carry forward tax losses and allowances can be utilized. Deferred tax assets and liabilities are measured at the applicable tax rates. Deferred tax assets and deferred tax liabilities are off set, and presented as net.

Current and deferred taxes relating to items directly recognized in reserves are recognized in reserves and not in the Statement of Profit and Loss.

### **Minimum Alternative Tax**

Minimum Alternate Tax (MAT) paid in accordance with the tax laws, which gives future economic benefits in the form of adjustment to future income tax liability, is considered as an asset if there is convincing evidence that the Company will pay normal income tax. Accordingly, MAT is recognized as deferred tax asset in the Balance Sheet when it is probable that future economic benefit associated with it will flow to the Company.

#### **1.3.19 Earnings per share**

Basic earnings per share is computed by dividing the profit / (loss) after tax (including the post-tax effect of extraordinary items, if any) by the weighted average number of equity shares outstanding during the year. Diluted earnings per share is computed by dividing the profit / (loss) after tax (including the post-tax effect of extraordinary items, if any) as adjusted for dividend, interest and other charges to expense or income (net of any attributable taxes) relating to the dilutive potential equity shares, by the weighted average number of equity shares considered for deriving basic earnings per share and the weighted average number of equity shares which could have been issued on the conversion of all dilutive potential equity shares.

Potential equity shares are deemed to be dilutive only if their conversion to equity shares would decrease the net profit per share from continuing ordinary operations. Potential dilutive equity shares are deemed to be converted as at the beginning of the period, unless they have been issued at a later date. The dilutive potential equity shares are adjusted for the proceeds receivable had the shares been actually issued at fair value (i.e. average market value of the outstanding shares). Dilutive potential equity shares are determined independently for each period presented. The number of equity shares and potentially dilutive equity shares are adjusted for share splits / reverse share splits and bonus shares, as appropriate.

#### **1.3.20 Cash and Cash equivalents**

For the purpose of presentation in statement of cash flows, cash and cash equivalents includes cash on hand, deposit held at call with financial institution, other short term, highly liquid investments with original maturities of 3 months or less that are readily convertible to known amounts of cash and which are subject to an insignificant risk of changes in value.

### **1.3.21 Cash Flows**

Cash flows are reported using the indirect method, whereby profit / (loss) before extraordinary items and tax is adjusted for the effects of transactions of non-cash nature and any deferrals or accruals of past or future cash receipts or payments. The cash flows from operating, investing and financing activities of the Company are segregated based on the available information.

For the purpose of presentation in the statement of Cash Flow, cash and cash equivalent include cash on hand, deposits held at call with banks and financial institutions, other short term highly liquid investment with original maturity of 3 months or less that are readily convertible to the known amount of cash in which are subject to insignificant risk of change in value.

### **1.3.22 Segment Reporting**

Operating segments are reported in consistent manner with the internal reporting provided to the Chief Operating Decision Maker (CODM) of the Company. The CODM is responsible for allocating resources and assessing performance of the Company.

**2. PROPERTY, PLANT AND EQUIPMENT**

| Particulars   | Freehold lands | Factory buildings | Other buildings | Plant & Equipment's | Furniture & Fixtures | Office Equipment's | Vehicles | Computers | Effluent Treatment Plant | Lab Equipment | Electrical Installation and Fittings | Total    | Capital Work in Progress * |
|---|----------------|-------------------|-----------------|---------------------|----------------------|--------------------|----------|-----------|--------------------------|---------------|--------------------------------------|----------|----------------------------|
| <b>Gross Block</b>  |                |                   |                 |                     |                      |                    |          |           |                          |               |                                      |          |                            |
| <b>Gross carrying amount as at April 1,2020</b>             | 64.39          | 685.35            | 162.26          | 1,792.66            | 17.48                | 36.50              | 324.35   | 26.88     | 0.78                     | 3.87          | 25.02                                | 3,139.52 | 34.00                      |
| Additions during the year                                   | 103.90         | -                 | -               | 0.64                | -                    | 1.47               | -        | 1.16      | -                        | -             | -                                    | 107.17   | 299.70                     |
| Deletions/Deductions during the year                        | -              | (4.64)            | -               | -                   | -                    | -                  | (38.49)  | -         | -                        | -             | -                                    | -43.13   | -                          |
| <b>Gross carrying amount as at March 31,2021</b>            | 168.29         | 680.71            | 162.26          | 1,793.30            | 17.48                | 37.97              | 285.86   | 28.04     | 0.78                     | 3.87          | 25.02                                | 3,203.57 | 333.70                     |
| <b>Depreciation/ Amortisation</b>                           |                |                   |                 |                     |                      |                    |          |           |                          |               |                                      |          |                            |
| Accumulated Depreciation/ amortisation As at April 1, 2020  | -              | 411.72            | 29.01           | 1,352.78            | 12.92                | 31.65              | 190.15   | 25.44     | 0.68                     | 3.65          | 23.68                                | 2,081.69 | -                          |
| Disposal/ deduction during the year                         | -              | 26.04             | 6.48            | 82.63               | 1.11                 | 1.72               | 40.10    | 0.51      | 0.02                     | 0.01          | 0.09                                 | 158.71   | -                          |
| Accumulated Depreciation / amortisation as at 31 March 21   | -              | (3.40)            | -               | -                   | -                    | -                  | (36.56)  | -         | -                        | -             | -                                    | -39.96   | -                          |
| <b>Net carrying amount as at March 31 2021</b>              | 168.29         | 246.35            | 126.77          | 357.89              | 3.45                 | 4.60               | 92.17    | 2.09      | 0.08                     | 0.21          | 1.25                                 | 1,003.11 | 333.70                     |
| <b>Gross Block</b>  |                |                   |                 |                     |                      |                    |          |           |                          |               |                                      |          |                            |
| <b>Gross carrying amount as at April 1,2021</b>             | 168.29         | 680.71            | 162.26          | 1,793.30            | 17.48                | 37.97              | 285.86   | 28.04     | 0.78                     | 3.87          | 25.02                                | 3,203.57 | 333.70                     |
| Additions during the year                                   | -              | -                 | -               | 0.08                | -                    | 1.08               | -        | 0.79      | -                        | -             | -                                    | 1.95     | 388.88                     |
| Deletions/Deductions during the year                        | (0.63)         | -                 | -               | -                   | -                    | -                  | -        | -         | -                        | -             | -                                    | -0.63    | -                          |
| <b>Gross carrying amount as at March 31,2022</b>            | 167.66         | 680.71            | 162.26          | 1,793.38            | 17.48                | 39.05              | 285.86   | 28.83     | 0.78                     | 3.87          | 25.02                                | 3,204.89 | 722.58                     |
| <b>Depreciation/ Amortisation</b>                           |                |                   |                 |                     |                      |                    |          |           |                          |               |                                      |          |                            |
| Accumulated Depreciation/ amortisation As at April 1, 2021  | -              | 434.36            | 35.49           | 1,435.41            | 14.03                | 33.37              | 193.69   | 25.95     | 0.70                     | 3.66          | 23.77                                | 2,200.44 | -                          |
| Depreciation/ Amortisation for the year                     | -              | 23.47             | 6.17            | 67.01               | 0.82                 | 1.68               | 27.50    | 1.01      | 0.04                     | 0.01          | -                                    | 127.71   | -                          |
| Disposal/ deduction during the year                         | -              | -                 | -               | -                   | -                    | -                  | -        | -         | -                        | -             | -                                    | -        | -                          |
| Accumulated Depreciation / amortisation as at 31 March 2022 | -              | 457.83            | 41.66           | 1,502.42            | 14.85                | 35.05              | 221.19   | 26.96     | 0.74                     | 3.67          | 23.77                                | 2,328.15 | -                          |
| <b>Net carrying amount as at March 31 2022</b>              | 167.66         | 222.88            | 120.60          | 290.96              | 2.63                 | 4.00               | 64.67    | 1.87      | 0.04                     | 0.20          | 1.25                                 | 876.74   | 722.58                     |

\* Interest on borrowings have been capitalized by Rs. 46.14 Lacs (Previous Year: 3.52 Lacs)

1 The title deeds of the immovable properties (other than immovable properties where the Company is the lessee and the lease agreements are duly executed in favour of the lessee) are held in the name of the Company.

2 The Company has availed Loan from bank and other entities against security of the aforesaid assets.

### Capital work-in-progress

| Particulars                            |        | As at          | As at          |
|--|--------|----------------|----------------|
|  |        | March 31, 2022 | March 31, 2021 |
| Opening balance                        | A      | 333.70         | 34.00          |
| <b>Additions during the year</b>       |        |                |                |
| Add: Additions during the year         |        | 342.74         | 296.18         |
| Add: Finance Cost                      |        | 46.14          | 3.52           |
| <b>Total additions during the year</b> | B      | 388.88         | 299.70         |
| <b>Total CWIP during the year</b>      | C=A+B  | <b>722.58</b>  | <b>333.70</b>  |
| Capitalized during the year            | D      | -              | -              |
| <b>Closing Balance</b>                 | E= C-D | <b>722.58</b>  | <b>333.70</b>  |

#### 1 (i) Capital work-in-progress ageing

Ageing for capital work-in-progress as at March 31, 2022 is as follows:

| Capital work in progress        | Amount in CWIP for a period of |           |           |                   | Total         |
|---------------------------------|--------------------------------|-----------|-----------|-------------------|---------------|
|                                 | Less than 1 year               | 1-2 years | 2-3 years | More than 3 years |               |
| Machinery under installation    |                                |           |           | 34.00             | 34.00         |
| Projects in progress            | 388.88                         | 299.70    | -         |                   | 688.58        |
| Project temporarily suspended # | -                              | -         | -         | -                 | -             |
| <b>Total</b>                    |                                |           |           |                   | <b>722.58</b> |

Ageing for capital work-in-progress as at March 31, 2021 is as follows:

| Capital work in progress        | Amount in CWIP for a period of |           |           |                   | Total         |
|---------------------------------|--------------------------------|-----------|-----------|-------------------|---------------|
|                                 | Less than 1 year               | 1-2 years | 2-3 years | More than 3 years |               |
| Machinery under installation    |                                |           |           | 34.00             | 34.00         |
| Projects in progress            | 299.70                         |           | -         |                   | 299.70        |
| Project temporarily suspended # | -                              |           | -         | -                 | -             |
| <b>Total</b>                    |                                |           |           |                   | <b>333.70</b> |

#### 2 (ii) For capital work in progress, whose completion is overdue, following CWIP completion schedule is given below:

| Capital work in progress      | To be completed in |           |           |                   | Total         |
|-------------------------------|--------------------|-----------|-----------|-------------------|---------------|
|                               | Less than 1 year   | 1-2 years | 2-3 years | More than 3 years |               |
| Machinery under installation* | 34.00              |           |           |                   | 34.00         |
| Projects in progress **       |                    | 688.58    | -         |                   | 688.58        |
| <b>Total</b>                  |                    |           |           |                   | <b>722.58</b> |

# No Projects have been temporarily suspended.

\* Company purchased Drying equipments in the F.Y.-17-18. As technical changes were to be made by Supplier and due to subsequent outbreak of Covid-19, machine was not put to use.

\*\* The Company was setting up Dairy Whitener and Whole Milk Powder Plant. Project was almost complete. Due to reduction in demand and due to Covid-19, the account of Company was classified Sub-standard by the Bank and balance of loan amount was not disbursed by the Lender.



| <b>3. RIGHT OF USE ASSETS(ROU)</b>                        | <b>Lease Hold Premises</b> | <b>Lease Hold Land</b> |
|---|----------------------------|------------------------|
| <b>Gross block</b>  |                            |                        |
| <b>Gross carrying amount as at April 1, 2020</b>          | 199.49                     | 76.26                  |
| Additions during the year                                 | -                          | -                      |
| Deletions/ deductions during the year                     | 6.11                       | 14.21                  |
|   |                            |                        |
| <b>Gross carrying amount as at March 31 2021</b>          | <b>193.38</b>              | <b>62.05</b>           |
| <b>Depreciation/ Amortisation</b>                         |                            |                        |
| Accumulated Depreciation/ amortisation                    | 24.74                      | -                      |
| As at April 1, 2020                                       |                            |                        |
| Depreciation/ Amortisation for the year                   | 24.02                      | 0.73                   |
| Disposal/ deduction during the year                       | -                          | -                      |
| Accumulated Depreciation / amortisation as at 31 March 21 | <b>48.76</b>               | <b>0.73</b>            |
| <b>Net carrying amount as at March 31 2021</b>            | <b>144.62</b>              | <b>61.32</b>           |
|   |                            |                        |
| <b>Gross block</b>  |                            |                        |
| <b>Gross carrying amount as at April 1, 2021</b>          | 193.38                     | 62.05                  |
| Additions during the year                                 | -                          | -                      |
| Deletions/ deductions during the year                     | 192.77                     | -                      |
|   |                            |                        |
| <b>Gross carrying amount as at March 31 2022</b>          | <b>0.61</b>                | <b>62.05</b>           |
| <b>Depreciation/ Amortisation</b>                         |                            |                        |
| Accumulated Depreciation/ amortisation                    | <b>48.76</b>               | 0.73                   |
| As at April 1, 2021                                       |                            |                        |
| Depreciation/ Amortisation for the year                   | 4.02                       | 0.73                   |
| Disposal/ deduction during the year                       | 52.68                      |                        |
| Accumulated Depreciation / amortisation as at 31 March 22 | <b>0.10</b>                | <b>1.46</b>            |
| <b>Net carrying amount as at March 31 2022</b>            | <b>0.51</b>                | <b>60.58</b>           |

### Leased Asset

Leasehold Land acquired under finance lease will be written off during the lease period.

The Company has availed Loan from bank and other entities against security of the aforesaid asset.

**TASTY DAIRY SPECIALITIES LIMITED**

Notes forming part of the standalone financial statements for the year ended March 31, 2022

| <b>4(i) Investments</b>   |                                 | <b>(Rs. In Lacs)</b>            |  |
|---|---------------------------------|---------------------------------|--|
| <b>Particulars</b>  | <b>As at March 31,<br/>2022</b> | <b>As at March 31,<br/>2021</b> |  |
| <b>Designated at Fair Value through FVOCI</b>                       |                                 |                                 |  |
| <b>Investment in equity shares (Unquoted, fully-paid up)</b>        |                                 |                                 |  |
| 1 share of Kanpur Industrial Developent Co-operative Estate Limited | 0.01                            | 0.01                            |  |
| 5000 Equity Shares of Rs. 10 each M/S Stock Options Xpress Pvt Ltd. | 0.50                            | 0.50                            |  |
| <b>Total</b>  | <b>0.51</b>                     | <b>0.51</b>                     |  |
| <b>Aggregate amount of Non-Current Unquoted investments</b>         | <b>0.51</b>                     | <b>0.51</b>                     |  |
| <b>Current portion of Unquoted investments</b>                      | <b>-</b>                        | <b>-</b>                        |  |

| <b>4(ii) Other Financial Assets</b>   |                                 | <b>(Rs. In Lacs)</b>            |  |
|---|---------------------------------|---------------------------------|--|
| <b>Particulars</b>  | <b>As at March 31,<br/>2022</b> | <b>As at March 31,<br/>2021</b> |  |
| Bank Deposits with more than 12 months maturity (Pledged against margin money/security) | 14.32                           | -                               |  |
| Interest Accrued  | 0.63                            | -                               |  |
| <b>Security Deposits</b>  |                                 |                                 |  |
| To others   | 14.83                           | 17.48                           |  |
| <b>Total</b>  | <b>29.78</b>                    | <b>17.48</b>                    |  |

| <b>5. Non-Current Tax Assets (Net)</b> |                                 | <b>(Rs. In Lacs)</b>            |  |
|--|---------------------------------|---------------------------------|--|
| <b>Particulars</b>                     | <b>As at March 31,<br/>2022</b> | <b>As at March 31,<br/>2021</b> |  |
| Prepaid taxes (Net of Provision)       | 102.68                          | 120.45                          |  |
| <b>Total</b>                           | <b>102.68</b>                   | <b>120.45</b>                   |  |

| <b>6. Other Non-current Assets</b> |                                 | <b>(Rs. In Lacs)</b>            |  |
|------------------------------------|---------------------------------|---------------------------------|--|
| <b>Particulars</b>                 | <b>As at March 31,<br/>2022</b> | <b>As at March 31,<br/>2021</b> |  |
| Capital Advance                    | 265.28                          | 350.79                          |  |
| <b>Total</b>                       | <b>265.28</b>                   | <b>350.79</b>                   |  |

| <b>7. Inventories</b>                            |                                 | <b>(Rs. In Lacs)</b>            |  |
|--|---------------------------------|---------------------------------|--|
| <b>Particulars</b>                               | <b>As at March 31,<br/>2022</b> | <b>As at March 31,<br/>2021</b> |  |
| <i>At lower of cost and net realizable value</i> |                                 |                                 |  |
| Raw Materials                                    | 62.47                           | 539.00                          |  |
| Work in Progress                                 | 39.60                           | 3.11                            |  |
| Finished Goods                                   | 2,786.17                        | 5,482.72                        |  |
| Packing Materials & Stores                       | 17.33                           | 20.47                           |  |
| <b>Total</b>                                     | <b>2,905.57</b>                 | <b>6,045.30</b>                 |  |

(i) The mode of valuation has been stated in Note 1.3.5

(ii) Inventories have been Hypothecated as security for borrowings

(iii) The amount of loss due to write down of inventories of deteriorated stock at net realisable value recognised as expenses and is included in change in inventories Rs. 3381.31 Lacs (Previous Year Rs. 205.10 Lacs)



**TASTY DAIRY SPECIALITIES LIMITED**

Notes forming part of the standalone financial statements for the year ended March 31, 2022

**9. Cash and cash equivalents**

(Rs. In Lacs)

| Particulars                             | As at March 31, 2022 | As at March 31, 2021 |
|---|----------------------|----------------------|
| Balances with banks in current accounts | 0.89                 | 5.54                 |
| Cash in hand                            | 16.09                | 67.39                |
| <b>Total</b>                            | <b>16.98</b>         | <b>72.93</b>         |

**10. Bank Balances other than cash and cash equivalents**

(Rs. In Lacs)

| Particulars  | As at March 31, 2022 | As at March 31, 2021 |
|--|----------------------|----------------------|
| Term Deposit (Pledged against margin money/security) | 99.59                | 106.86               |
| <b>Total</b>   | <b>99.59</b>         | <b>106.86</b>        |

**11. Other Financial Assets**

(Rs. In Lacs)

| Particulars                         | As at March 31, 2022 | As at March 31, 2021 |
|-------------------------------------|----------------------|----------------------|
| Interest accrued on deposits        | 0.95                 | 3.42                 |
| <u>Short term Security Deposits</u> |                      |                      |
| To related parties (Refer note-35)  | 355.00               | 355.00               |
| To others                           | 3.86                 | 4.85                 |
| <b>Total</b>                        | <b>359.81</b>        | <b>363.27</b>        |

**12. Other current assets**

(Rs. In Lacs)

| Particulars                                | As at March 31, 2022 | As at March 31, 2021 |
|--|----------------------|----------------------|
| Advances to Suppliers                      | 46.00                | 43.56                |
| <u>Other Advances</u>                      |                      |                      |
| Advance to Related Parties (Refer note-35) | 116.96               | 108.54               |
| Advance to others                          | 157.69               | 156.76               |
| Prepaid Expenses                           | 10.01                | 6.19                 |
| <b>Total</b>                               | <b>330.66</b>        | <b>315.05</b>        |

**12.1. Advance to related party is advance in nature of loan and is repayable on demand with following details:**

| Type of Borrower | As at March 31, 2022  |   | As at March 31, 2021  |   |
|------------------|---|---|---|---|
|                  | Amount of Loan or advance in the nature of loan outstanding | Percentage to the total Loans and Advances in the nature of Loans | Amount of Loan or advance in the nature of loan outstanding | Percentage to the total Loans and Advances in the nature of Loans |
| Promoters        |   |   |   |   |
| Directors        |   |   |   |   |
| KMPs             |   |   |   |   |
| Related Parties  | 116.96  | 100%  | 108.54  | 100%  |

**TASTY DAIRY SPECIALITIES LIMITED**

Notes forming part of the standalone financial statements for the year ended March 31, 2022

**13. Equity share capital****(Rs. In Lacs)**

| Particulars                                   | As at 31st March, 2022 | As at March 31, 2021 |
|---|------------------------|----------------------|
| <b>Authorised equity share capital</b>        |                        |                      |
| <u>Equity shares</u>                          |                        |                      |
| 2,40,00,000 Equity Shares of Rs. 10/- each    | 2,400.00               | 2,400.00             |
| <b>Total</b>                                  | <b>2,400.00</b>        | <b>2,400.00</b>      |
| <b>Issued, subscribed and paid-up capital</b> |                        |                      |
| <u>Equity shares</u>                          |                        |                      |
| 2,04,30,000 Equity shares of Rs. 10/- each    | 2,043.00               | 2,043.00             |

**(i) Movements in equity share capital****(Rs. In Lacs)**

| Particulars            | As at March 31, 2022 |                 | As at March 31, 2021 |                 |
|------------------------|----------------------|-----------------|----------------------|-----------------|
|                        | No. of shares        | Amount          | No. of shares        | Amount          |
| <b>Opening Balance</b> | <b>204,30,000</b>    | <b>2,043.00</b> | <b>204,30,000</b>    | <b>2,043.00</b> |
| Issued during the year | -                    | -               | -                    | -               |
| <b>Closing Balance</b> | <b>204,30,000</b>    | <b>2,043.00</b> | <b>204,30,000</b>    | <b>2,043.00</b> |

**(ii) Terms and rights attached to equity shares**

The company has only one class of equity shares having a par value of Rs. 10 per share. Each holder of equity shares is entitled to one vote per share. The company declares and pays dividends in Indian Rupees.

In the event of liquidation of the company, the holders of equity shares will be entitled to receive remaining assets of the company, after distribution of all preferential amounts. The distribution will be in proportion to the number of equity shares held by the shareholders.

**(iii) Details of shareholders holding more than 5% shares in the company:**

| Name of the Shareholder | As at March 31, 2022 |        | As at March 31, 2021 |        |
|-------------------------|----------------------|--------|----------------------|--------|
|                         | No. of shares        | % held | No. of shares        | % held |
| Ms Sonia Mehra          | 135,00,000           | 66.08% | 135,00,000           | 66.08% |
| Mr. Atul Mehra          | 15,03,000            | 7.36%  | 15,03,000            | 7.36%  |

For the period of five years immediately preceding the date as at which the Balance Sheet is prepared

(a) No shares have been allotted as fully paid up pursuant to contract(s) without payment being received in cash.

(b) The Company has issued 6,00,000 bonus shares during the financial year 2017-18 by capitalisation of profit.

(c) Company has not bought back shares in the last five years preceding Balance Sheet date.

**(iv) Shareholding of Promoter:**

| Promoter's Name            | For the year ended March 31, |             | For the year ended March 31, |             | % change during the year |
|----------------------------|------------------------------|-------------|------------------------------|-------------|--------------------------|
|                            | No. of shares                | % of shares | No. of shares                | % of shares |                          |
| Atul Mehraa                | 1503000                      | 7.36%       | 1503000                      | 7.36%       | -                        |
| Sonia Mehra                | 13500000                     | 66.08%      | 13500000                     | 66.08%      | -                        |
| Arpit Mehraa               | 16500                        | 0.08%       | 16500                        | 0.08%       | -                        |
| Devika Mehra               | 16500                        | 0.08%       | 16500                        | 0.08%       | -                        |
| Cima Foods Private Limited | 180000                       | 0.88%       | 180000                       | 0.88%       | -                        |
| Cima Dairy & Foods Limited | 3000                         | 0.01%       | 3000                         | 0.01%       | -                        |

**TASTY DAIRY SPECIALITIES LIMITED**

Notes forming part of the standalone financial statements for the year ended March 31, 2022

**14. Other Equity****(Rs. In Lacs)**

| Particulars                       | As at March 31,<br>2022 | As at March 31,<br>2021 |
|-----------------------------------|-------------------------|-------------------------|
| <b>Securities Premium</b>         |                         |                         |
| Balance as per last Balance Sheet | 1,744.40                | 1,744.40                |
| <b>General Reserve</b>            |                         |                         |
| Balance as per last Balance Sheet | 923.17                  | 923.17                  |
| <b>Retained Earnings</b>          |                         |                         |
| Balance as per last Balance Sheet | 1,146.17                | 2,529.18                |
| Add: Profit/(Loss) for the Year   | (2,896.28)              | (1,383.01)              |
|                                   | (1,750.11)              | 1,146.17                |
| <b>Other Comprehensive Income</b> |                         |                         |
| Balance as per last Balance Sheet | 5.75                    | 5.38                    |
| <b>Total</b>                      | <b>923.22</b>           | <b>3,819.12</b>         |

**Securities Premium**

Securities premium reserve is used to record the premium on issue of shares. This reserve is utilized in accordance with the provisions of the Act.

**General Reserve**

The Company has transferred a portion of the net profit of the Company before declaring dividend to general reserve.

**Retained Earnings**

Retained earnings are the profits that the Company has earned till date, less any transfers to general reserve, dividends or other distributions paid to shareholders.

**Other Comprehensive Income**

Other comprehensive income (OCI) represents the balance in equity relating to re-measurement gain/(loss) of defined benefit obligation and FVTOCI of equity instruments. This would not be re-classified to statement of Profit and Loss.

**15. Borrowings****(i) Long term borrowings****(Rs. In Lacs)**

| Particulars  | As at March 31,<br>2022 | As at March 31,<br>2021 |
|--|-------------------------|-------------------------|
| <b><u>Secured - Carried at amortised cost</u></b>                        |                         |                         |
| <b><u>Secured</u></b>  |                         |                         |
| <b><u>Term loans</u></b>   |                         |                         |
| From Banks   | 839.70                  | 385.88                  |
| Rupee loans from banks<br>( For Security Refer note no.15(i)(b)          |                         |                         |
| <b><u>From entities other than banks - Carried at amortised cost</u></b> |                         |                         |
| Rupee loans :  |                         |                         |
| From other Parties   | 59.75                   | 78.48                   |
| <b>Total secured loans</b>   | <b>899.45</b>           | <b>464.36</b>           |

**TASTY DAIRY SPECIALITIES LIMITED**

Notes forming part of the standalone financial statements for the year ended March 31, 2022

**a) Repayment terms:**

 i) **Secured rupee term loans from banks:** Monthly or Quarterly Installments

ii) Credit facilities from PNB have been classified as sub-standard asset w.e.f. 29.12.2021. Recall notice under section 13(2) of Securitisation and reconstruction of financial asset and enforcement of security interest Act, 2002 was issued by the lender on 13.01.2022. The company replied to the aforesaid recall notice by giving reference to the restructuring proposal submitted by the company. The lender has not taken any action under SARFAESI Act, 2002 upto the reporting date. The restructuring proposal is under consideration with the lender. Therefore, the classification of loans between current liabilities and non-current liabilities continues based on repayment schedule under respective agreements.

**Terms of repayment:**

| Name of banks/ entities                             | Rate Of Interest (ROI)% p.a. | Amount Outstanding as at 31st March, 2022 |               | Amount Outstanding as at 31st March, 2021 |               | Period of maturity w.r.t the Balance Sheet date as at March 31,2022 | Number of Installments outstanding as at 31st March 2022                           | Amount of each Installments | Details of security offered |
|---|------------------------------|---|---------------|---|---------------|---|--|-----------------------------|-----------------------------|
|   |                              | Current                                   | Non-Current   | Current                                   | Non-Current   |   |  |                             |                             |
| <b>Secured</b>                                      |                              |   |               |   |               |   |  |                             |                             |
| <b><u>Term Loan from Bank</u></b>                   |                              |   |               |   |               |   |  |                             |                             |
| <b>Punjab National Bank</b>                         |                              |   |               |   |               |   |  |                             |                             |
| Term Loan from bank (Plant & Machinery)             | NA                           | -   | -             | 61.87                                     | -             | Fully Repaid  |  |                             |                             |
| Term Loan from Bank (expansion project)             | 8.35%                        | 251.00                                    | 315.51        | 126.80                                    | 136.49        | 4 Years   | 16 Quarterly Installments  | 3170000                     | Refer Note No.15(i)(b)      |
|   |                              |   |               |   |               |   | After moratorium period, the loan shall be repaid in 36 equal monthly installments |                             |                             |
| Working Capital Term Loan under GECL 1.0            | 9.15%                        | 340.79                                    | 530.28        | 23.06                                     | 257.61        | 3 Years   |  | 2305556                     | Refer Note No.15(i)(b)      |
| <b>HDFC Bank Ltd. (Vehicle Loan)</b>                | NA                           | -   | -             | 0.61                                      | -             | Fully Repaid  |  |                             |                             |
| <b>IDFC First Bank Ltd (Vehicle Loan)</b>           | NA                           | -   | -             | 13.14                                     | -             | Fully Repaid  |  |                             |                             |
| <b>Add/(Less):- Discounting impact under Ind</b>    |                              |   | (6.09)        |   | (8.23)        |   |  |                             |                             |
|   |                              | <b>591.79</b>                             | <b>839.70</b> | <b>225.47</b>                             | <b>385.87</b> |   |  |                             |                             |
| <b><u>Term Loan from Others</u></b>                 |                              |   |               |   |               |   |  |                             |                             |
| Kotak Mahindra Prime Ltd. (Vehicle Loan)            | 14.83%                       | 6.01                                      | -             | 7.22                                      | 6.12          | 9 Months  | 9 Monthly Installments   | 72730                       | Refer Note No.15(i)(b)      |
| BMW India Financial Services Private Ltd.           | 8.50%                        | 16.49                                     | 61.42         | 13.73                                     | 74.82         | 2 Years 11 Months   | 35 Monthly Installments  | 175476                      | Refer Note No.15(i)(b)      |
| <b>Add/(Less):- Discounting impact under Ind AS</b> |                              | (0.02)                                    | (1.67)        |   | (2.46)        |   |  |                             |                             |
| <b>Sub Total</b>                                    |                              | <b>22.48</b>                              | <b>59.75</b>  | <b>20.95</b>                              | <b>78.48</b>  |   |  |                             |                             |
| <b>Grand Total</b>                                  |                              | <b>614.27</b>                             | <b>899.45</b> | <b>246.42</b>                             | <b>464.36</b> |   |  |                             |                             |

**TASTY DAIRY SPECIALITIES LIMITED**

Notes forming part of the standalone financial statements for the year ended March 31, 2022

15(iii). Period and amount of default as on the balance sheet date in repayment of borrowings and interest

(Rs. In Lacs)

| Nature of Borrowings            | Name of Lender       | Amount not paid on due date | Whether Principal or Interest | Number of months delay |            |           |
|---------------------------------|----------------------|-----------------------------|-------------------------------|------------------------|------------|-----------|
|                                 |                      |                             |                               | 0-3 months             | 3-6 months | >6 months |
| Working Capital Term Loan(GECL) | Punjab National bank | 41.04                       | Interest                      | 23.63                  | 17.42      |           |
| Term Loan                       | Punjab National bank | 29.09                       | Interest                      | 16.72                  | 12.37      |           |
|                                 |                      | 95.10                       | Principal                     | 63.40                  | 31.70      |           |
| CECF Loan                       | Punjab National bank | 6.11                        | Interest                      | 6.11                   |            |           |
|                                 |                      | 201.68                      | Principal                     | 63.68                  | 69.00      | 69.00     |
| Working Capital Loan(CC A/c)    | Punjab National bank | 259.14                      | Interest                      | 79.34                  | 103.84     | 75.96     |

15(iv).Reconciliation of quarterly statements of Current Assets submitted to bank with books of account:

(Rs. In Lacs)

| Quarter      | Name of lender       | Particulars       | Amount as per books | Amount as reported in Quarterly Return/Statement | Amount of Difference | Reasons for material Discrepancies   |
|--------------|----------------------|-------------------|---------------------|--|----------------------|--|
| Q3           | Punjab National Bank | Inventory         | 6,331.30            | 3,019.77   | 3,311.53             | Due to difference in valuation of deteriorated stock as the value of deteriorated stock in books was not ascertained at the end of quarter 3 |
|              |                      | Trade Receivables | 3,937.11            | 3,898.49   | 38.62                |  |
| <b>Total</b> |                      |                   | <b>10,268.41</b>    | <b>6,918.26</b>                                  | <b>3,350.15</b>      |  |
| Q4           | Punjab National Bank | Inventory         | 3,006.01            | 3,034.24   | (28.23)              |  |
|              |                      | Trade Receivables | 3,966.03            | 3,919.69   | 46.34                |  |
| <b>Total</b> |                      |                   | <b>6,972.04</b>     | <b>6,953.93</b>                                  | <b>18.11</b>         |  |

16. Deferred tax Assets /Liabilities (Net)

(Rs. In Lacs)

| Particulars  | As at March 31, 2022 | As at March 31, 2021 |
|--|----------------------|----------------------|
| <b>Tax effect of items constituting deferred tax liability</b> |                      |                      |
| Borrowings measured at amortized cost                          | 2.16                 | -                    |
| <b>Tax effect of items constituting deferred tax liability</b> | <b>2.16</b>          | <b>-</b>             |
| <b>Tax effect of items constituting deferred tax assets</b>    |                      |                      |
| Provision for gratuity   | 4.07                 | 3.52                 |
| On account of carried forward losses                           | 1,461.04             | 346.37               |
| On account of Provision for Expected Credit Loss               | 184.31               | 135.66               |
| Borrowings measured at amortized cost                          | -                    | 2.67                 |
| On difference between book balance and tax balance of PPE      | 20.72                | 15.92                |
| MAT Credit   | 17.92                | 17.92                |
| <b>Tax effect of items constituting deferred tax assets</b>    | <b>1,688.06</b>      | <b>522.05</b>        |
| <b>Total</b>   | <b>1,685.90</b>      | <b>522.05</b>        |



**TASTY DAIRY SPECIALITIES LIMITED**

Notes forming part of the standalone financial statements for the year ended March 31, 2022

**b) Nature of security in respect of long term borrowings:****1) Term Loan from Banks:**

- i) Term Loan from Bank for expansion project includes loan taken from Punjab National Bank. The loan is secured by way of Hypothecation of Plant & Machinery /Equipments and other fixed assets proposed to be purchased/installed by way of Bank loan of the Company.
- ii) Term Loan from Bank includes working capital term loan (WCTL) under GECL Scheme taken from Punjab National Bank . The credit under GECL will rank second charge with the existing credit facilities in terms of cash flows (including repayments) and securities, with charge on the assets financed under the Scheme to be created. Extension of charge over the existing Primary and Collateral securities. WCTL facility extended under the GECL scheme shall be covered under gurantee coverage provided by NCGTC.

**2) Term Loans from Other Parties:**

- i) Term Loan from others includes Vehicle loans from Kotak Mahindra Prime Limited and are secured by hypothecation of Vehicles.
- ii) Term Loan from others includes Vehicle loan from BMW India Financial Services Private Limited and is secured by hypothecation of Vehicles.

**15(ii) Current Borrowings**

| Particulars                                  | As at March 31, 2022 |                 | As at March 31, 2021 |                 |
|--|----------------------|-----------------|----------------------|-----------------|
| <b>Working capital loans</b>                 |                      |                 |                      |                 |
| <b>From Banks</b>                            |                      |                 |                      |                 |
| <b>Secured - carried at amortised cost</b>   |                      |                 |                      |                 |
| Punjab National Bank (Cash Credit Limit)     | 5,253.55             |                 | 4,924.30             |                 |
|  | -                    |                 | -                    |                 |
| Punjab National Bank (Overdraft-CECF)        | 239.64               |                 | 333.17               |                 |
| Punjab National Bank (CFITL)                 | -                    |                 | 64.74                |                 |
|  | -                    | <b>5,493.19</b> | -                    | <b>5,322.21</b> |
| <b>Unsecured - carried at amortised cost</b> |                      |                 |                      |                 |
| Kotak Mahindra Bank (BILL Discounting Loan)  |                      |                 | 78.27                |                 |
|  |                      | -               |                      | <b>78.27</b>    |
| <b>Current maturity of Long Term Debt</b>    |                      | <b>614.27</b>   |                      | <b>246.42</b>   |
| <b>Total</b>                                 |                      | <b>6,107.46</b> |                      | <b>5,646.90</b> |

**Nature of Security in respect of Short Term Borrowings:****Punjab National Bank Cash Credit Limit(H)**

- i) First charge on entire current assets present and future including entire stocks, book debts, movable assets, fixed assets of the company and equitable mortgage of land of the company.
- ii) The said limit is further secured by way of personal guarantee of the directors of the Company and others.

**Punjab National Bank - Overdraft CECF**

Hypothecation of assets created out of the OD Limit and charge on entire current assets of company as per existing terms and extension of charge on existing securities including personal guarantee of the directors and other.

**TASTY DAIRY SPECIALITIES LIMITED**

Notes forming part of the standalone financial statements for the year ended March 31, 2022

**16.1 Movement in deferred tax Liabilities /deferred tax assets**

(Rs. In Lacs)

| Particulars                    | Carried forward losses | Property Plant & Equipment | Mat Credit entitlement | On account of Provision for Expected Credit Loss | Other items | Total           |
|--------------------------------|------------------------|----------------------------|------------------------|--|-------------|-----------------|
| <b>At March 31, 2020</b>       | -                      | 9.89                       | 30.82                  | 8.98   | 3.89        | 53.58           |
| (Charged)/Credited :-          |                        |                            |                        |  |             |                 |
| -to profit & loss              | 346.37                 | 6.02                       | (12.89)                | 126.68   | 2.34        | 468.47          |
| -to other comprehensive income |                        |                            |                        |  | (0.05)      |                 |
| <b>At March 31, 2021</b>       | <b>346.37</b>          | <b>15.92</b>               | <b>17.92</b>           | <b>135.66</b>                                    | <b>6.18</b> | <b>522.05</b>   |
| (Charged)/Credited :-          |                        |                            |                        |  |             |                 |
| -to profit & loss              | 1,114.67               | 4.80                       | -                      | 48.65  | (4.13)      | 1,163.85        |
| -to other comprehensive income |                        |                            |                        |  | (0.14)      |                 |
| <b>At March 31, 2022</b>       | <b>1,461.04</b>        | <b>20.72</b>               | <b>17.92</b>           | <b>184.31</b>                                    | <b>1.91</b> | <b>1,685.90</b> |

**17. Trade Payables**

(Rs. In Lacs)

| Particulars  | As at March 31, 2022 | As at March 31, 2021 |
|--|----------------------|----------------------|
| <b>Trade payables:</b>                                   |                      |                      |
| - Dues to micro and small enterprises (refer note below) | 3.02                 | 4.63                 |
| - Other than micro and small enterprises                 | 542.71               | 547.77               |
| <b>Total</b>   | <b>545.73</b>        | <b>552.40</b>        |

**Note:** Micro and small enterprises under the Micro, Small and Medium Enterprises Development Act, 2006 have been determined based on the information available with the Company and the required disclosures are given below:

(Rs. In Lacs)

| Particulars   | As at March 31, 2022 | As at March 31, 2021 |
|---|----------------------|----------------------|
| Principal amount due and remaining unpaid   | 3.02                 | 4.63                 |
| Interest due and unpaid on the above amount   | -                    | -                    |
| Interest paid by the Company in terms of section 16 of the Micro, Small and Medium enterprises Act, | -                    | -                    |
| Payment made beyond the appointed day during the year   | -                    | -                    |
| Interest due and payable for the period of delay  | -                    | -                    |
| Interest accrued and remaining unpaid   | -                    | -                    |
| Amount of further interest remaining due and payable  | -                    | -                    |

**17 (i) Ageing for trade payables outstanding as at March 31, 2022 is as follows:**

| Particulars                 | Outstanding for following periods from due date of payment |               |               |                   |               |
|-----------------------------|--|---------------|---------------|-------------------|---------------|
|                             | Less than 1 year   | 1-2 years     | 2-3 years     | More than 3 years | Total         |
| (i) MSME                    | 3.02   | -             | -             | -                 | 3.02          |
| (ii) Others                 | 172.69   | 148.20        | 197.98        | 13.71             | 532.58        |
| (iii) Disputed dues – MSME  | -  | -             | -             | -                 | -             |
| (iv) Disputed dues – Others | -  | -             | -             | -                 | -             |
| (v) Unbilled dues           | 10.13  |               |               |                   | 10.13         |
| <b>Total:-</b>              | <b>185.84</b>  | <b>148.20</b> | <b>197.98</b> | <b>13.71</b>      | <b>545.73</b> |

**17 (ii) Ageing for trade payables outstanding as at March 31, 2021 is as follows:**

| Particulars                 | Outstanding for following periods from due date of payment |               |              |                   |               |
|-----------------------------|--|---------------|--------------|-------------------|---------------|
|                             | Less than 1 year   | 1-2 years     | 2-3 years    | More than 3 years | Total         |
| (i) MSME                    | 4.63   | -             | -            | -                 | 4.63          |
| (ii) Others                 | 316.36   | 203.03        | 13.64        | -                 | 533.03        |
| (iii) Disputed dues – MSME  | -  | -             | -            | -                 | -             |
| (iv) Disputed dues – Others | -  | -             | -            | -                 | -             |
| (v) Unbilled dues           | 14.74  |               |              |                   | 14.74         |
| <b>Total:-</b>              | <b>335.73</b>  | <b>203.03</b> | <b>13.64</b> | <b>-</b>          | <b>552.40</b> |

**TASTY DAIRY SPECIALITIES LIMITED**

Notes forming part of the standalone financial statements for the year ended March 31, 2022

**18. Other Financial Liabilities****(Rs. In Lacs)**

| <b>Particulars</b> | <b>As at March 31,<br/>2022</b> | <b>As at March 31,<br/>2021</b> |
|--------------------|---------------------------------|---------------------------------|
| Employees Dues     | 70.26                           | 34.71                           |
| <b>Total</b>       | <b>70.26</b>                    | <b>34.71</b>                    |

**19. Other Current Liabilities****(Rs. In Lacs)**

| <b>Particulars</b>          | <b>As at March 31,<br/>2022</b> | <b>As at March 31,<br/>2021</b> |
|-----------------------------|---------------------------------|---------------------------------|
| Advance from customers      | 16.60                           | 33.16                           |
| Creditors for Capital Goods | 6.10                            | 2.58                            |
| Statutory liabilities       | 13.46                           | 24.31                           |
| Others                      | 35.49                           | 42.69                           |
| <b>Total</b>                | <b>71.65</b>                    | <b>102.74</b>                   |

**20. Provisions****(i) Long Term Provision****(Rs. In Lacs)**

| <b>Particulars</b>                            | <b>As at March 31,<br/>2022</b> | <b>As at March 31,<br/>2021</b> |
|---|---------------------------------|---------------------------------|
| <b><u>Provision for employee benefits</u></b> |                                 |                                 |
| Gratuity (Refer note - 20(iii) )              | 9.67                            | 12.64                           |
| <b>Total</b>                                  | <b>9.67</b>                     | <b>12.64</b>                    |

**(ii) Short Term Provision****(Rs. In Lacs)**

| <b>Particulars</b>   |              | <b>As at March 31,<br/>2021</b> |
|--|--------------|---------------------------------|
| Provision for Bonus  | 8.77         | 10.63                           |
| Provision for Grauity (Short Term) (Refer note - 20(iii) ) | 5.82         | 0.85                            |
| <b>Total</b>   | <b>14.59</b> | <b>11.48</b>                    |

**Note-20(iii)****i) Defined Contribution Plan:**

The company operates Non- funded gratuity plan for qualifying employees. Under the plan, the employees are entitled to retirement benefits depending upon the number of years of service rendered by them subject to minimum specified number of years of service.

No other post retirement benefits are provided to these employees.

The actuarial valuation of plan assets and the present value of defined benefit obligation were carried out at March 31, 2022 by the certified actuarial valuer.

The present value of the defined benefit obligation, related current service cost and past service cost were measured using the projected unit credit method.

(Rs. in Lacs)

| Description                               | As at March 31, 2022 | As at March 31, 2021 |
|---|----------------------|----------------------|
| Employers' contribution to provident fund | 13.77                | 12.63                |

**ii) Disclosure in respect of defined benefit plans(Gratuity) is as under:**

(Rs. in Lacs)

(Rs. in Lacs)

| <b>(A) Principal Assumptions</b>  |                        |                      |
|---|------------------------|----------------------|
| Particulars   | Gratuity (Non Funded)  |                      |
|   | As at March 31, 2022   | As at March 31, 2021 |
| Discount Rate (Per Annum)   | 7.00% per annum        | 7.00% per annum      |
| Expected Rate of Salary Increase  | 5.00% per annum        | 5.00% per annum      |
| Mortality Rate  | IALM 2012-14           | IALM 2012-14         |
| Attrition/Withdrawal Rate   | 5.00% per annum        | 5.00% per annum      |
| Rate of Leave Availment (Per Annum)   | NA                     | NA                   |
| Rate of Leave Encashment during Employment (Per Annum)  | NA                     | NA                   |
| <b>(B) Amount Recognised in Statement of Profit &amp; Loss in respect of the Defined Benefit Obligation</b> |                        |                      |
| Particulars   | Gratuity (Non -Funded) |                      |
|   | As at March 31, 2022   | As at March 31, 2021 |
| <b>Components of defined benefit cost recognised in profit or loss</b>                                      |                        |                      |
| Current Service Cost  | 1.55                   | 1.44                 |
| Past Service Cost   | -                      | -                    |
| Interest Cost   | 0.95                   | 0.86                 |
| Actuarial (gain)/loss from change in financial assumptions  |                        |                      |
| Actuarial (gain)/loss arising from experience adjustments   |                        |                      |
| <b>Components of defined benefit cost recognised in profit or loss</b>                                      | <b>2.50</b>            | <b>2.30</b>          |
| <b>Components of defined benefit cost recognised in other comprehensive income</b>                          |                        |                      |
| Actuarial (gain)/loss from change in financial assumptions  | (0.00)                 | (0.00)               |
| Actuarial (gain)/loss arising from experience adjustments   | (0.51)                 | (0.17)               |
| Return on plan assets (higher)/lower than discount rate   | -                      | -                    |
| <b>Total actuarial (gain)/loss recognised in other comprehensive income</b>                                 | <b>(0.51)</b>          | <b>(0.17)</b>        |
| <b>Total amount recognised in statement of profit &amp; loss</b>  | <b>1.99</b>            | <b>2.13</b>          |

(Rs. in Lacs)

| <b>(C) The amount included in balance sheet arising from the company's obligation in respect of its defined benefit plan is as follows:</b> |                       |                     |
|---|-----------------------|---------------------|
| Particulars   | Gratuity (Non Funded) |                     |
|   | As at March 31,2022   | As at March 31,2021 |
| Present Value of Defined Benefit Obligation   | 15.48                 | 13.49               |
| Fair Value of Plan Asset  | -                     | -                   |
| <b>Net liability arising from defined benefit obligation</b>  | <b>15.49</b>          | <b>13.49</b>        |
| * Non Current Liability   | 9.67                  | 12.64               |
| * Current Liability   | 5.82                  | 0.85                |

|  |    |    |
|--|----|----|
| <b>(D) Movement in the fair value of "plan assets"</b> | NA | NA |
|--|----|----|

(Rs. in Lacs)

|  |
|--|
| <b>(E) Movement in the present value of defined benefit obligation are as follows:</b> |
|--|

| Particulars   | Gratuity (Non Funded) |              |
|---|-----------------------|--------------|
|   | 2021-22               | 2020-21      |
| Opening defined benefit obligation                          | 13.49                 | 11.37        |
| Current service cost  | 1.55                  | 1.44         |
| Interest cost   | 0.95                  | 0.86         |
| <b>Remeasurement (gains)/loss</b>                           |                       |              |
| * Acturial (gain)/loss from change in financial assumptions | (0.00)                | (0.00)       |
| * Acturial (gain)/loss arising from experience adjustments  | (0.51)                | (0.17)       |
| Past Service Cost   | -                     | -            |
| Benefits paid by employer                                   | -                     | -            |
| Benefits paid from plan assets                              | -                     | -            |
| <b>Closing defined benefit obligation</b>                   | <b>15.49</b>          | <b>13.49</b> |

(Rs. in Lacs)

| <b>(F) Sensitivity Analysis Gratuity (Non Funded)</b> |                         |                                      |           |           |                        |           |
|---|-------------------------|--------------------------------------|-----------|-----------|------------------------|-----------|
| Particulars   | Change in assumption by | Impact on defined benefit obligation |           |           |                        |           |
|   |                         | Increase in assumption               |           |           | Decrease in assumption |           |
|   |                         | Increase/decrease                    | 31-Mar-22 | 31-Mar-21 | 31-Mar-22              | 31-Mar-21 |
| Discounting rate                                      | 1.00%                   | In Rs.                               | 14.67     | 12.67     | 16.40                  | 14.43     |
|   |                         | In %                                 | 5%        | 6%        | 6%                     | 7%        |
| Future salary growth rate                             | 1.00%                   | In Rs.                               | 16.41     | 14.44     | 14.64                  | 12.65     |
|   |                         | In %                                 | 6%        | 7%        | 5%                     | 6%        |

(Rs. in Lacs)

| <b>(F) Sensitivity Analysis Gratuity (Non Funded)</b> |                         |                                      |           |           |                        |           |
|---|-------------------------|--------------------------------------|-----------|-----------|------------------------|-----------|
| Particulars   | Change in assumption by | Impact on defined benefit obligation |           |           |                        |           |
|   |                         | increase in assumption               |           |           | Decrease in assumption |           |
|   |                         | Increase/decrease                    | 31-Mar-22 | 31-Mar-21 | 31-Mar-22              | 31-Mar-21 |
| Attrition rate  | 1.00%                   | In Rs.                               | 15.59     | 13.61     | 15.37                  | 13.38     |
|   |                         | In %                                 | 1%        | 1%        |                        | 1%        |
| Mortality rate  | -                       | -                                    | -         | -         | -                      | -         |
|   | -                       | -                                    | -         | -         | -                      | -         |

**Principal assumptions** are discount rate and salary increase. The discount rate is based upon the yield on govt bonds and the salary increase should take account inflation, seniority, promotion and other relevant factors. However no explicit allowance is used for disability. As per Accounting Standard, selection of appropriate assumption is responsibility of the entity. Though entity has been advised on the suitability wherever applicable, the report is based on assumptions finalized by the entity (after considering long term view entity might have considered these assumptions prudent).

**Risk Factors:** Other assumptions would have produced different results e.g. a decrease in discount rate or an increase in salary inflation will lead to an increase in reported liability as per table of sensitivity analysis. Similarly change in attrition rates will also impact the liability. Funded plan carries usual investment risks including asset liability mismatch which will impact net liability/expenses and OCI if any.

**Projected Unit Credit (PUC) Method:** is used to assess the plan liabilities, including those related to death-in-service and incapacity benefits. Under this method a projected accrued benefit is calculated at the beginning of the year and again at the end of the year for each benefit that will accrue for all active members of the plan. The projected accrued benefit is based on the plans accrual formula and service as of the beginning or end of the year, but using final compensation, projected to the age at which the employee is assumed to exit. The plan liability is actuarial present value of the projected accrued benefits as on date of valuation.

**TASTY DAIRY SPECIALITIES LIMITED**

Notes forming part of the standalone financial statements for the year ended March 31, 2022

**21. Revenue from operations (Rs. In Lacs)**

| Particulars                    | For the year ended<br>March 31, 2022 | For the year ended<br>March 31, 2021 |
|--------------------------------|--------------------------------------|--------------------------------------|
| <b>Sales of Products</b>       |                                      |                                      |
| Sale of Products               | 16,044.31                            | 32,592.01                            |
| <b>Other Operating Revenue</b> |                                      |                                      |
| Other Operating Revenue        | 110.24                               | 208.92                               |
| <b>Total</b>                   | <b>16,154.55</b>                     | <b>32,800.93</b>                     |

**21.1 Details of Products Sold:-**

| Particulars          | For the year ended<br>March 31, 2022 | For the year ended<br>March 31, 2021 |
|----------------------|--------------------------------------|--------------------------------------|
| Milk & Milk Products | 15,931.31                            | 32,531.43                            |
| Other Products       | 113.00                               | 60.58                                |
|                      | <b>16,044.31</b>                     | <b>32,592.01</b>                     |

**22. Other Income (Rs. In Lacs)**

| Particulars                                    | For the year ended<br>March 31, 2022 | For the year ended<br>March 31, 2021 |
|--|--------------------------------------|--------------------------------------|
| Interest received on Financial Assets & others | 18.55                                | 18.01                                |
| Profit on sale of Property, Plant & Equipment  | 39.85                                | 169.55                               |
| Lease Liability written back                   | 27.57                                | -                                    |
| Miscellaneous Income                           | 2.91                                 | 9.73                                 |
| <b>Total</b>                                   | <b>88.88</b>                         | <b>197.29</b>                        |

**23. Cost of Materials Consumed (Rs. In Lacs)**

| Particulars                      | For the year ended<br>March 31, 2022 | For the year ended<br>March 31, 2021 |
|----------------------------------|--------------------------------------|--------------------------------------|
| <b>Cost of material consumed</b> |                                      |                                      |
| Milk and Milk Products           | 15,573.32                            | 31,594.62                            |
| Other Products                   | 232.18                               | 285.30                               |
| <b>Total</b>                     | <b>15,805.50</b>                     | <b>31,879.92</b>                     |

**24. Changes in inventories of finished goods, stock-in-trade and work-in-progress (Rs. In Lacs)**

| Particulars                               | For the year ended<br>March 31, 2022 | For the year ended<br>March 31, 2021 |
|---|--------------------------------------|--------------------------------------|
| <b>Opening Stock</b>                      |                                      |                                      |
| Finished Goods                            | 5,482.72                             | 5,857.41                             |
| Work in Progress                          | 3.11                                 | 298.97                               |
| <b>Total Opening Stock</b>                | <b>5,485.83</b>                      | <b>6,156.38</b>                      |
| <b>Closing Stock</b>                      |                                      |                                      |
| Finished Goods                            | 2,786.17                             | 5,482.72                             |
| Work in Progress                          | 39.60                                | 3.11                                 |
| <b>Total Closing Stock</b>                | <b>2,825.77</b>                      | <b>5,485.83</b>                      |
| <b>(Increase)/Decrease in Inventories</b> | <b>2,660.06</b>                      | <b>670.55</b>                        |

- The amount of loss due to write down of inventories of deteriorated stock at net realisable value recognised as expenses and is included in change in inventories Rs. 3381.31 Lacs (Previous Year Rs. 205.10 Lacs)

**25. Employee Benefit Expenses (Rs. In Lacs)**

| Particulars                               | For the year ended<br>March 31, 2022 | For the year ended<br>March 31, 2021 |
|---|--------------------------------------|--------------------------------------|
| Salary, Wages and Bonus                   | 264.66                               | 289.29                               |
| Contribution to Provident and other funds | 13.77                                | 12.63                                |
| Gratuity                                  | 2.50                                 | 2.30                                 |
| Workmen and Staff Welfare expenses        | 17.74                                | 23.47                                |
| <b>Total</b>                              | <b>298.67</b>                        | <b>327.69</b>                        |

**TASTY DAIRY SPECIALITIES LIMITED**

Notes forming part of the standalone financial statements for the year ended March 31, 2022

**26. Finance Costs****(Rs. In Lacs)**

| Particulars  | For the year ended<br>March 31, 2022 | For the year ended<br>March 31, 2021 |
|--|--------------------------------------|--------------------------------------|
| Interest expenses on financial liabilities measured at amortize cost | 656.60                               | 468.83                               |
| Interest on Lease Liability  | 2.44                                 | 14.05                                |
| Other Interest   | 1.73                                 | 12.94                                |
| Other Borrowing Costs  | 19.23                                | 16.66                                |
|  | 680.00                               | 512.48                               |
| Less: Interest capitalized during the year                           | 46.14                                | 3.52                                 |
| <b>Total</b>   | <b>633.86</b>                        | <b>508.96</b>                        |

**27 .Depreciation and amortisation expenses****(Rs. In Lacs)**

| Particulars                                   | For the year ended<br>March 31, 2022 | For the year ended<br>March 31, 2021 |
|---|--------------------------------------|--------------------------------------|
| Depreciation of property, plant and equipment | 127.70                               | 158.72                               |
| Amortisation of right to use assets           | 4.75                                 | 24.76                                |
| <b>Total</b>                                  | <b>132.45</b>                        | <b>183.48</b>                        |

**28. Other Expenses****(Rs. In Lacs)**

| Particulars   | For the year ended<br>March 31, 2022 | For the year ended<br>March 31, 2021 |
|---|--------------------------------------|--------------------------------------|
| Power and Fuel  | 198.33                               | 195.87                               |
| Other Manufacturing Expenses                                | 0.52                                 | 0.42                                 |
| Repairs and Maintenance                                     |                                      |                                      |
| - Building  | 3.26                                 | 3.98                                 |
| - Machinery   | 8.75                                 | 13.36                                |
| Consumption of stores and Spare Parts                       | 29.78                                | 35.05                                |
| Consumption of Packing Materials                            | 64.61                                | 81.10                                |
| Freight, Handling and Other Sales and Distribution Expenses | 32.44                                | 163.48                               |
| Commission on Sale  | 20.00                                | 14.74                                |
| Advertisement and Publicity                                 | 11.56                                | 14.57                                |
| Rent  | 12.13                                | 10.23                                |
| Rates and Taxes   | 2.31                                 | 30.27                                |
| Insurance   | 11.22                                | 11.90                                |
| Communication cost  | 3.24                                 | 3.77                                 |
| Travelling and Conveyance                                   | 109.88                               | 68.48                                |
| Repairs and Maintenance - Others                            | 15.66                                | 29.11                                |
| Printing and Stationery                                     | 5.30                                 | 8.54                                 |
| Legal and Professional Charges                              | 18.59                                | 49.05                                |
| Auditor's Remuneration (refer note below)                   | 3.00                                 | 3.00                                 |
| CSR Expenses  | -                                    | 13.67                                |
| Subscription and Donation                                   | 0.09                                 | 0.25                                 |
| Bad Debts Written off                                       | 0.49                                 | 7.00                                 |
| Provision for expected credit impairment                    | 174.88                               | 462.04                               |
| Directors Sitting Fee                                       | 0.45                                 | 0.22                                 |
| Other Administrative Expenses                               | 46.49                                | 59.05                                |
| <b>Total</b>  | <b>772.99</b>                        | <b>1,279.15</b>                      |

**Note:****(Rs. In Lacs)**

| Auditor's remuneration comprises: | For the year ended<br>March 31, 2022 | For the year ended<br>March 31, 2021 |
|-----------------------------------|--------------------------------------|--------------------------------------|
| As Auditor                        | 2.50                                 | 2.50                                 |
| For Other Services                | 0.50                                 | 0.50                                 |
| <b>Total</b>                      | <b>3.00</b>                          | <b>3.00</b>                          |



**29.(a). Income Tax Expenses**

| <b>Particulars</b>   | <b>Year ended<br/>March 31,<br/>2022</b> |  | <b>Year<br/>ended<br/>March 31,<br/>2021</b> |
|--|--|--|--|
| Current Tax  | 0.00                                     |  | -  |
| Deferred tax   | -1163.99                                 |  | -481.41                                      |
| Tax Adjustment relating to earlier year  | 0.17                                     |  | 12.89  |
| <b>Total Income Tax Expenses</b>   | <b>-1163.82</b>                          |  | <b>-468.52</b>                               |
|  |  |  |  |
| <b>(b) Reconciliation of tax expense and accounting profit multiplied by India's tax rate:</b> |  |  |  |
| <b>Particulars</b>   | <b>Year ended<br/>March 31,<br/>2022</b> |  | <b>Year<br/>ended<br/>March 31,<br/>2021</b> |
|  |  |  |  |
| Profit/(Loss) for the year (before income tax expense)   | -4,060.10                                |  | -1,851.53                                    |
| Applicable tax rate  | 27.82%                                   |  | 27.82%                                       |
| <b>Computed tax expenses</b>   | <b>-1,129.52</b>                         |  | <b>-515.10</b>                               |
|  |  |  |  |
| Expenses Not allowed for tax purposes  | 3.10                                     |  | 5.62   |
| Income exempt from income tax  | -7.83                                    |  |  |
| Deferred Tax adjustments   | -29.74                                   |  | 28.07  |
| Effect of change in tax rates as compared to previous year                                     |  |  |  |
| Tax effect of earlier years  | 0.17                                     |  | 12.89  |
|  |  |  |  |
| <b>Total</b>   | <b>-1,163.82</b>                         |  | <b>-468.52</b>                               |

**TASTY DAIRY SPECIALITIES LIMITED**

Notes forming part of the financial statements for the year ended March 31, 2022

**30. Earnings per share**

(Rs. in Lacs)

| Particulars  | For the year ended<br>March 31, 2022 | For the year ended<br>March 31, 2021 |
|--|--------------------------------------|--------------------------------------|
| Profit/(Loss) for the year   | (2,896.28)                           | (1,383.01)                           |
| Weighted average equity shares for the purpose of calculating basic earnings per share (nos. in Lacs)    | 204.30                               | 204.30                               |
| Weighted average equity shares for the purpose of calculating diluted earnings per share (nos. in Lakhs) | 204.30                               | 204.30                               |
| Earnings per share-basic (face value of Rs. 10/- each) (Rs.)   | (14.17)                              | (6.77)                               |
| Earnings per share-diluted (face value of Rs. 10/- each) (Rs.)   | (14.17)                              | (6.77)                               |

**31. Impact of COVID-19 Pandemic**

The company is engaged in the business of procurement and processing of milk and manufacturing and sale of Ghee, Butter, Milk Powder, packaged milk and other milk products. These are edible items for human consumption and have limited shelf life and are perishable in nature. As stated in the Audited Balance Sheet of March 31<sup>st</sup> 2021 and other quarterly financial statements of June, September and December, 2021, the company has been victim of a series of extraneous circumstances due to COVID-19; such as low demand on account of elongated lock downs in 2020 and 2021 which was the peak off take season, piling of inventory resulting into expiry of shelf life of the products, downward correction in the inventory prices, delay in realization of debtors. These factors have adversely impacted its cash flows and repayment capacity of the Company resultant the Company could not service its debt on time and the accounts with the bank have been classified as sub standard by the bank. These events which were entirely beyond the control of the management have had material and adverse impact on the operations and prospects of the company.

Recognizing the issues at hand, the company and its management have engaged with the lenders for restructuring of their dues and proposal for the same has been submitted which is under consideration of the lenders.

The physical verification and assessment of stock is done by the management at the end of year. On the basis of such verification and quality assessment by external third parties the loss on deterioration of stock which was not fit for human consumption as per FSSAI norms, is estimated at Rs.3381.31 Lacs and have been adjusted in the accounts by reduction of cost of inventory at the end of the year.

**32.** The management has planned to implement various cost saving measures with improved operational efficiency of the plant and is in process of mobilizing resources to continue the manufacturing operations of the Company. Further, there has been significant decline in the spread and impact of pandemic. Considering the improved situation and steps initiated by the management, the management is of the view that the operations of the Company shall continue in near foreseeable future with improved operational efficiency and therefore these financial statements are continued to be presented on going concern basis .

**33. Financial Instruments****(I) (i) Capital Management**

The Company's capital management is intended to create value for shareholders by facilitating the meeting of long-term and short-term goals of the Company.

The Company determines the amount of capital required on the basis of annual operating plans and long-term product and other strategic investment plans. The funding requirements are met through equity and other long-term/short-term borrowings. The Company's policy is aimed at combination of short-term and long-term borrowings.

The Company monitors the capital structure on the basis of total debt to equity ratio and maturity profile of the overall debt portfolio of the Company.

Total borrowings includes all long and short-term borrowings as disclosed in notes 15 to the financial statements.

The Capital Structure as at **March 31,2022 and** was as follows.

(Rs. in Lacs)

| Particulars  | As at March 31,<br>2022 | As at March 31, 2021 |
|--|-------------------------|----------------------|
| Borrowings   | 7,006.91                | 6,111.26             |
| Total equity attributable to equity shareholders(B)                                    | 2,966.22                | 5,862.12             |
| <b>Total Capital</b>   | <b>9,973.13</b>         | <b>11,973.38</b>     |
| <b>Total equity attributable to equity shareholders as percentage of total capital</b> | <b>29.74</b>            | <b>48.96</b>         |
| <b>Total borrowing as percentage of total capital</b>                                  | <b>70.26</b>            | <b>51.04</b>         |

**(ii) Financial instruments Accounting Classification and fair value measurement .**Calculation of Fair Values

a) The fair values of investment in Unquoted investment in equity shares is based on the current bid price of respective investment as at the Balance Sheet date.

b) The fair value of the long-term borrowings carrying floating-rate of interest is not impacted due to interest rate changes and will not be significantly different from their carrying amounts as there is no significant change in the under-lying credit risk of the Company (since the date of inception of the loans).

c) The fair value of loans from banks and other financial indebtedness as well as other non current financial liabilities is estimated by discounting future cash flows using rates currently available for debt or similar terms and remaining maturities.

d) Cash and cash equivalents, trade receivables, other financial assets, trade payables, and other financial liabilities have fair values that approximate to their carrying amounts due to their short-term nature.

**(a) Financial Instruments by category-****(Rs. in Lacs)**

| Particulars   | As at March 31, 2022 |             | As at March 31, 2021 |             |
|---|----------------------|-------------|----------------------|-------------|
|   | Carrying value       | Fair value  | Carrying value       | Fair value  |
| <b>Financial Assets</b>                                 |                      |             |                      |             |
| <b>Financial assets measured at fair value</b>          |                      |             |                      |             |
| Investments measured at                                 |                      |             |                      |             |
| i. Fair value through other comprehensive income        | -                    | 0.51        | -                    | 0.51        |
| ii. Fair value through profit and loss                  | -                    | -           | -                    | -           |
| <b>Financial assets measured at amortized cost</b>      |                      |             |                      |             |
| Trade Receivables                                       | 3,228.43             | -           | 3,399.78             | -           |
| Cash and cash equivalents                               | 16.98                | -           | 72.93                | -           |
| Bank balances other than cash and cash equivalents      | 99.59                | -           | 106.86               | -           |
| Other financial assets                                  | 359.81               | -           | 363.27               | -           |
| <b>Total</b>  | <b>3,704.81</b>      | <b>0.51</b> | <b>3,942.84</b>      | <b>0.51</b> |
| <b>Financial Liabilities</b>                            |                      |             |                      |             |
| <b>Financial liabilities measured at amortized cost</b> |                      |             |                      |             |
| Borrowings  | 7,006.91             | -           | 6,111.26             | -           |
| Trade and other payables                                | 545.74               | -           | 552.40               | -           |
| Other financial liabilities                             | 70.26                | -           | 34.71                | -           |
| <b>Total</b>  | <b>7,622.91</b>      | <b>-</b>    | <b>6698.37</b>       | <b>-</b>    |

**Fair value measurements recognized in the balance sheet:**

The following table provides an analysis of financial instruments that are measured subsequent to initial recognition at fair value, grouped into Levels 1 to 3 based on the degree to which the fair value is observable.

-Level 1 fair value measurements are those derived from quoted prices (unadjusted) in active markets for identical assets or liabilities.

-Level 2 fair value measurements are those derived from inputs other than quoted prices included within Level 1 that are observable for the asset or liability, either directly (i.e. as prices) or indirectly (i.e. derived from prices).

-Level 3 fair value measurements are those derived from valuation techniques that include inputs for the asset or liability that are not based on observable market data (unobservable inputs).

**(Rs. in Lacs)**

| Particulars                                      | Level 1 | Level 2 | Level 3 | Total |
|--|---------|---------|---------|-------|
| <b>As at March 31, 2022</b>                      |         |         |         |       |
| <b>Assets at fair value</b>                      |         |         |         |       |
| Investments measured at                          |         |         |         |       |
| i. Fair value through other comprehensive income | NA      | 0.51    | NA      | 0.51  |
| ii. Fair value through profit and loss           | NA      | NA      | NA      | -     |
| <b>As at March 31, 2021</b>                      |         |         |         |       |
| <b>Assets at fair value</b>                      |         |         |         |       |
| Investments measured at                          |         |         |         |       |
| i. Fair value through other comprehensive income | NA      | 0.51    | NA      | 0.51  |
| ii. Fair value through profit and loss           | NA      | NA      | NA      | -     |

**34. Financial risk management objectives**

The Company's principal financial liabilities comprise of loan from banks and financial institutions, and trade payables. The main purpose of these financial liabilities is to raise finance for the Company's operations. The Company has various financial assets such as trade receivables, cash and short term deposits, which arise directly from its operations.

The main risks arising from Company's financial instruments are foreign currency risk, credit risk, market risk, interest rate risk and liquidity risk. The Board of Directors review and agree policies for managing each of these risks.

**(a) Credit risk:**

Credit risk is the risk of financial loss to the Company if a customer or counterparty to a financial instrument fails to meet its contractual obligations, and arises principally from the Company's trade and other receivables, cash and cash equivalents and other bank balances. The maximum exposure to credit risk in case of all the financial instruments covered below is restricted to their respective carrying amount.

The Company Considers the probability of default upon initial recognition of asset and whether there has been a significant increase in credit risk on an ongoing basis throughout each reporting period. The ageing of trade receivables is given below:-

| Ageing analysis    | As at 31-03-2022 | As at 31-03-2021 |
|--------------------|------------------|------------------|
|                    | Rs. in Lacs      | Rs. in Lacs      |
| Upto 6 months      | 183.35           | 2,593.54         |
| More than 6 months | 3,707.59         | 1,293.88         |

**Trade and Other receivables**

Customer credit is managed by each business unit subject to the Company's established policies, procedures and control relating to customer credit risk management. Trade receivables are non-interest bearing and are generally on 90 days credit term. Credit limits are established for all customers based on internal rating criteria. Outstanding customer receivables are regularly monitored.

The Company measures the expected credit loss of trade receivables based on historical trend, industry practices and the business environment in which the entity operates. Loss rates are based on actual credit loss experience and past trends.

The movement in the allowance for impairment in respect of trade and other receivables during the year was as follows.

| Particulars                                     | (Rs. in Lacs) |
|---|---------------|
| <b>Balance as at April 1, 2020</b>              | 25.59         |
| Impairment loss recognized/(Provision reversed) | 462.04        |
| Amounts written off                             | -             |
| <b>Balance as at March 31, 2021</b>             | <b>487.63</b> |
| <b>Balance as at April 1, 2021</b>              | 487.63        |
| Impairment loss recognized/(Provision reversed) | 174.88        |
| Amounts written off                             | -             |
| <b>Balance as at March 31, 2022</b>             | <b>662.51</b> |

#### Other financial assets

The Company maintains exposure in cash and cash equivalents, term deposits with banks.

The Company held cash and cash equivalents of Rs.16.98 Lakhs at March 31, 2022 (March 31, 2021: Rs.72.93 Lakhs). Cash and cash equivalents are held with reputable and credit-worthy banks.

Individual risk limits are set for each counter-party based on financial position, credit rating and past experience. Credit limits and concentration of exposures are actively monitored by the Management of the Company.

Other than trade and other receivables, the Company has no other financial assets that are past due but not impaired

#### (b) Market risk:

Market Risk is the risk that the fair value or future cash flows of a financial instrument will fluctuate because of changes in market prices. Market risk comprises three types of risk: currency risk, interest rate risk and price risk.

#### (c) Interest rate risk:

Interest rate risk is the risk that the fair value or future cash flows of a financial instrument will fluctuate because of changes in market interest rates. The Company's exposure to the risk of changes in market interest rates relates primarily to the Company's borrowings obligation with floating interest rates.

#### (d) Liquidity risk:

Liquidity risk is the risk that a company may encounter difficulties in meeting its obligations associated with financial liabilities that are settled by delivering cash or other financial assets. Since the Company is making losses, presently it monitors rolling forecasts of its liquidity requirements to ensure it has sufficient cash to meet operational needs. The table below provides undiscounted cash flows towards financial liabilities into relevant maturity based on the remaining period at the balance sheet to the contractual maturity date.

| Particulars                        | As at March 31, 2021 |                   |                      |                 |
|------------------------------------|----------------------|-------------------|----------------------|-----------------|
|                                    | Within One Year      | One to five years | More than five years | Total           |
|                                    | (Rs. In Lacs)        | (Rs. In Lacs)     | (Rs. In Lacs)        | (Rs. In Lacs)   |
| <b>Financial instruments:</b>      |                      |                   |                      |                 |
| Borrowings                         | 5,646.90             | 464.36            | -                    | 6,111.26        |
| Trade and other payables           | 552.40               | -                 | -                    | 552.40          |
| Other financial liabilities        | 34.71                | -                 | -                    | 34.71           |
| Lease Liabilities                  | 20.19                | 149.01            | 0.66                 | 169.87          |
| <b>Total financial liabilities</b> | <b>6,254.20</b>      | <b>613.37</b>     | <b>0.66</b>          | <b>6,868.24</b> |

| Particulars                        | As at March 31, 2022 |                   |                      |                 |
|------------------------------------|----------------------|-------------------|----------------------|-----------------|
|                                    | Within One Year      | One to five years | More than five years | Total           |
|                                    | (Rs. In Lacs)        | (Rs. In Lacs)     | (Rs. In Lacs)        | (Rs. In Lacs)   |
| <b>Financial instruments:</b>      |                      |                   |                      |                 |
| Borrowings                         | 6107.46              | 899.45            | -                    | 7,006.91        |
| Trade and other payables           | 545.74               | -                 | -                    | 545.74          |
| Other financial liabilities        | 70.26                | -                 | -                    | 70.26           |
| Lease Liabilities                  | 0                    | -                 | 0.57                 | 0.57            |
| <b>Total financial liabilities</b> | <b>6,723.46</b>      | <b>899.45</b>     | <b>0.57</b>          | <b>7,623.48</b> |

#### (e) Other price risk:

The Company is not exposed to any significant equity price risks arising from equity investments, as on 31st March 2022. Equity investments are held for strategic rather than trading purposes. The Company does not actively trade these investments.

#### Equity price sensitivity analysis:

There is no exposure to equity price risks as at the reporting date or as at the previous reporting date.

**TASTY DAIRY SPECIALITIES LIMITED**

Notes forming part of the financial statements for the year ended March 31, 2022

**35. Related party relationships, transactions and balances:****a) Name of Related Parties and nature of relationship****1. Individual owing directly or indirectly, an interest in voting power that gives them control or significant influence**

(a) Mrs. Sonia Mehra

**II. Key Managerial Personnel**

|                                |   |
|--------------------------------|---|
| (a) Mr. Atul Mehra             | Chairman and Whole Time Director                  |
| (b) Mr. Mahendra Kumar Singh   | Director  |
| (c) Miss Nishi Sheikh          | Company Secretary                                 |
| (d) Mr. Rakesh Kumar Yadav     | Chief Finance Officer                             |
| (e) Mr. Narendra Shankar Sathe | Independent Director                              |
| (f) Mr. Neeraj Kanodia         | Independent Director                              |
| (g) Mr. Ashok Kumar Tripathi   | Independent Director (Resigned w.e.f. 12.03.2022) |
| (h) Ms Vimi Sinha              | Independent Director                              |

**III. Relative of Key Managerial Personnel**

|                        |                                   |
|------------------------|-----------------------------------|
| (a) Mrs. Sonia Mehra   | Wife of Mr. Atul Mehra            |
| (b) Mr. Arpit Mehra    | Son of Mr. Atul Mehra             |
| (c) Mrs. Devika Mehra  | Daughter in law of Mr. Atul Mehra |
| (d) Ms. Sonalika Mehra | Daughter of Mr. Atul Mehra        |

**IV. Enterprise over which the Key Managerial Personnel have significant influence**

- (a) Verifresh Dairies Pvt. Ltd.  
(b) Cima Dairy and Foods Ltd.  
(c) Cima Foods Pvt. Ltd.  
(d) Stock Option Xpress Pvt. Ltd.  
(e) Grow Homes Developers Pvt. Ltd.  
(f) Agrim Foods LLP

**b) Details of transactions with related parties during the year**

(Rs. in Lacs)

| Nature of Transactions                     | Total                        |                              |
|--|------------------------------|------------------------------|
|  | Year ended March<br>31, 2022 | Year ended March<br>31, 2021 |
| <b>INCOME</b>                              |                              |                              |
| <b>Received from services &amp; others</b> |                              |                              |
| Sales- Agrim Foods LLP                     | 236.18                       | 677.03                       |
| Interest Income- Verifresh Dairies Limited | 9.99                         | 9.82                         |
| Rental Income- Agrim Foods LLP             | 0.20                         | 1.20                         |
| <b>TOTAL</b>                               | <b>246.37</b>                | <b>688.05</b>                |
| <b>EXPENSES</b>                            |                              |                              |
| <b>Purchases</b>                           |                              |                              |
| Agrim Foods LLP                            | 60.38                        | 244.64                       |
| <b>Rent Paid</b>                           |                              |                              |
| Mrs. Sonia Mehra                           | 1.13                         | 1.13                         |
| Mr. Atul Mehra                             | 2.67                         | 2.67                         |
| Grow Homes Developers Pvt. Ltd.            | 1.20                         |                              |
| <b>Remuneration/ Salary</b>                |                              |                              |
| Mrs. Sonia Mehra                           | 36.00                        | 36.00                        |
| Mr. Atul Mehra                             | 60.00                        | 60.00                        |
| Ms. Nishi Sheikh                           | 2.44                         | 2.44                         |
| Mr. Mahendra Kumar Singh                   | 3.55                         | 3.30                         |
| Mr. Arpit Mehra                            | 30.00                        | 30.00                        |
| Mrs. Devika Mehra                          | 4.80                         | 4.80                         |

|   |               |               |
|---|---------------|---------------|
| Mr. Rakesh Kumar Yadav                                  | 5.40          | 5.35          |
| <b>Contribution to Provident Fund &amp; other Funds</b> |               |               |
| Mr. Arpit Mehra   | 0.22          | 0.23          |
| Mr. Atul Mehra  | 3.60          | 3.75          |
| Mrs. Devika Mehra                                       | 0.22          | 0.23          |
| Ms. Nishi Sheikh  |               | 0.08          |
| Mr. Rakesh Kumar Yadav                                  | 0.22          | 0.23          |
| Mrs. Sonia Mehra  | 2.88          | 3.00          |
| <b>Sitting Fees</b>                                     |               |               |
| Mr. Narendra Shankar Sathe                              | 0.17          | 0.07          |
| Mr. Neeraj Kanodia                                      | 0.19          | 0.09          |
| Mr. Ashok Kumar Tripathi                                | 0.03          | 0.04          |
| Ms Vimi Sinha   | 0.06          | 0.02          |
| <b>TOTAL</b>  | <b>215.16</b> | <b>398.07</b> |

**c) Outstanding balances with related parties:**

**(Rs. in Lacs)**

| Nature of Transactions                 | Total                |                      |
|--|----------------------|----------------------|
|  | As at March 31, 2022 | As at March 31, 2021 |
| <b>Security Deposit:</b>               |                      |                      |
| Mr. Atul Mehra                         | 355.00               | 355.00               |
| <b>Other Advances</b>                  |                      |                      |
| Verifresh Dairies Limited              | 116.96               | 108.04               |
| Grow Home Developers Pvt. Ltd.         | -                    | 0.50                 |
| <b>Trade Receivables</b>               |                      |                      |
| Agrim Foods LLP                        | 32.05                | 78.99                |
| <b>TOTAL</b>                           | <b>504.01</b>        | <b>542.53</b>        |
| <b>Other current liability (other)</b> |                      |                      |
| Mr. Atul Mehra                         | 29.52                | 10.88                |
| Mrs. Sonia Mehra                       | 16.29                | 6.10                 |
| Mr. Arpit Mehra                        | 10.27                | 0.01                 |
| Mrs. Devika Mehra                      | 1.15                 | -                    |
| Grow Home Developers Pvt. Ltd.         | 0.70                 | -                    |
| Verifresh Dairies Limited              | 0.54                 | 0.54                 |
| Mr. Narendra Shankar Sathe             | 0.07                 | -                    |
| Mr. Neeraj Kanodia                     | 0.08                 | -                    |
| Ms Vimi Sinha                          | 0.03                 | -                    |
| <b>TOTAL</b>                           | <b>58.65</b>         | <b>17.53</b>         |

**d) Other Notes**

(i) Key Managerial Personnel are entitled to post-employment benefits and other long term employee benefits recognized as per Ind AS-19 - 'Employee Benefits' in the financial statements. As these employee benefits are lump sum amounts provided on the basis of actuarial valuation, the same is not included above.

**TASTY DAIRY SPECIALITIES LIMITED****Notes forming part of the financial statements for the year ended March 31, 2022****36. Segmental Information****Business Segment**

The Company has only one reportable segment i.e. Manufacturing and sale of Dairy Products, therefore the requirement of segment report is not

**Revenue from major customers**

The Company is not reliant on revenues from transactions with any single customer.

**37. Expenditure on Corporate Social Responsibility (CSR)**

In pursuance of the provisions of the Companies Act, 2013 and CSR Policy of the Company it is required to spend two percent of the average net profits for the three immediately preceding financial years towards CSR activities.

The company is not required to spend any amount towards Corporate Social Responsibility as per Section 135 of the Act since there is no average profit in the preceding three financial years calculated as per the provisions of the Act.

| Particulars  | (Rs. in Lacs) |         |
|--|---------------|---------|
|  | 2021-22       | 2020-21 |
| 1. Amount required to be spent by the company during the year  | -             | 13.61   |
| 2. Amount of expenditure incurred on:  |               |         |
| (i) Construction/acquisition of any asset  | -             | -       |
| (ii) On purposes other than (i) above  | -             | 13.67   |
| 3. Shortfall at the end of the year  | -             | -       |
| 4. Total of previous years shortfall   | -             | -       |
| 5. Reason for shortfall  | NA            | NA      |
| 6. Nature of CSR activities  |               |         |
| (i) Eradicating hunger, poverty and malnutrition, promoting health care including preventive health care and sanitation and making available safe drinking water.  | -             | 8.98    |
| (ii) Promoting education, including special education and employment enhancing vocational training and livelihood enhancement project  | -             | 2.29    |
| (iii) Ensuring environmental sustainability, ecological balance, protection of flora and fauna, animal welfare, agro forestry, conservation of natural resources and maintaining quality of soil, air and water 4[including contribution to the Clean Ganga Fund set-up by the Central Government for rejuvenation of river Ganga. | -             | 2.40    |
|  | -             | 13.67   |
| 7. Details of related party transactions in relation to CSR expenditure as per relevant Accounting Standard  | NIL           | NIL     |

**38. Contingencies****I. Contingent Liabilities**

| Particulars   | (Rs. in Lacs)        |                      |
|---|----------------------|----------------------|
|   | As at March 31, 2022 | As at March 31, 2021 |
| Demand being disputed by the Company                |                      |                      |
| - Income Tax  | 5.82                 | 0.10                 |
| - Goods and Service Tax                             |                      |                      |
| Claims against the Company not acknowledged as Debt |                      |                      |
| - Income-tax demand on processing of TDS returns    | -                    | -                    |
| <b>Total</b>  | <b>5.82</b>          | <b>0.10</b>          |

**II. Contingencies**

i) Long term Loans and Advances includes payments made to Uttar Pradesh State Industrial Development Authority (UPSIDA) of Rs. 203.57 Lakhs towards instalment of premium and other charges for five lease hold plots of land allotted to the company. UPSIDA has arbitrarily cancelled allotment of plots. The Company has taken appropriate steps for revocation of such cancellation and restoration of such allotments. Liability if any will be paid to UPSIDA on final settlement with UPSIDA.

**TASTY DAIRY SPECIALITIES LIMITED**

Notes forming part of the standalone financial statements for the year ended March 31, 2022

**III. Commitments:**

1. Estimated amount of Contracts to be executed on Capital Account and not provided for: Rs. 110.00 Lacs (Prev Year Rs. 94.13 Lacs)

2. Corporate Guarantee given by the Company : Rs. NIL (Prev Year NIL)

39. Details of loans and advances given, investment made and securities provided as required to be disclosed as per the provisions of section 186(4) of the companies Act,2013 have been disclosed in respective heads.

40. Balance in the accounts of Trade Receivables, Advance, Security Deposits and Trade Payables has in some cases not been confirmed by the respective parties and are subject to confirmation by them.

41. Figures of Previous year have been regrouped wherever found necessary to make them comparable with that of current year and to comply with Schedule III of companies Act,2013

**42. Additional Regulatory Information****(i) Financial Performance Ratio**

| RATIO                                     | NUMERATOR                                 | DENOMINATOR                                | 2021-22  | 2020-21 | VARIANCE | Reason  |
|---|---|--|----------|---------|----------|---|
| a) Current Ratio (in times)               | Current Assets                            | Current Liability                          | 1.02     | 1.62    | -37.04%  | Due to loss during the year                                   |
| b) Debt Equity Ratio (in times)           | Total debt(borrowing and lease liability) | Total Equity                               | 0.51     | 0.12    | 325.00%  | Due to loss during the year & non repayment of instalment due |
| c) Debt Service Coverage Ratio (in times) | PAT+ Depreciation+ Interest on Term Loan  | Interest + Principal Instalment(Term Loan) | NAP*     | NAP*    | NAP*     |   |
| d) Return on Equity                       | Net Profit after Tax                      | Average Shareholder's Equity               | -65.61%  | -21.10% | -210.95% | Due to increase in loss                                       |
| e) Inventory Turnover Ratio               | Revenue from Sales of Products            | Average Inventories                        | 3.61     | 5.19    | -30.44%  | Due to fall in revenue  |
| f) Trade Receivable Turnover Ratio        | Revenue from sales of products            | Trade Receivables                          | 5.00     | 9.65    | -48.19%  | Due to fall in revenue  |
| g) Trade Payable Turnover Ratio           | Total Purchases                           | Trade Payables                             | 28.44    | 58.30   | -51.22%  | Due to fall in purchases                                      |
| h) Net Capital Turnover Ratio             | Net Sales                                 | Average Working Capital                    | 7.95     | 6.73    | 18.13%   |   |
| i) Net Profit Ratio                       | Net Profit after Tax                      | Net Sales                                  | -17.93%  | -4.22%  | -324.88% | Due to increase in loss                                       |
| j) Return on Capital Employed             | Earning Before Interest and Tax           | Capital Employed                           | -122.63% | -22.19% | -452.64% | Due to increase in loss                                       |
| h) Return on Investment                   | Profit after tax                          | Total asset                                | -27.10%  | -10.76% | -151.86% | Due to increase in loss                                       |

NAP\*-Not Applicable as the company is in default of repayment of the term liabilities.

(ii) There are no proceedings initiated or pending against the company as at 31st March,2022 under the Prohibition of Benami Property Transaction Act,1988 (as amended in 2016).

(iii) The Company is not declared as wilful defaulter by any Bank or Financial Institution or other Lender.

(iv) The Company has not advanced or loaned or invested funds to any other person(s) or entity(ies), including foreign entities (Intermediaries) with the understanding that the Intermediary shall:

(a) directly or indirectly lend or invest in other persons or entities identified in any manner whatsoever by or on behalf of the company (Ultimate Beneficiaries) or

(b) provide any guarantee, security or the like to or on behalf of the Ultimate Beneficiaries.



**TASTY DAIRY SPECIALITIES LIMITED**

Notes forming part of the standalone financial statements for the year ended March 31, 2022

(v) The Company has not received any fund from any person(s) or entity(ies), including foreign entities (Funding Party) with the understanding (whether recorded in writing or otherwise) that the Company shall:  
(a) directly or indirectly lend or invest in other persons or entities identified in any manner whatsoever by or on behalf of the Funding Party (Ultimate Beneficiaries) or  
(b) provide any guarantee, security or the like on behalf of the Ultimate Beneficiaries.

(vi) The Group has not entered into any transaction with the companies struck off as per Section 248 of the Companies Act 2013 or Section 560 of the Companies Act 1956.

(vii) The Company does not have any such transaction which is not recorded in the books of account that has been surrendered or disclosed as income during the year in the tax assessments under the Income Tax Act, 1961 (such as, search or survey or any other relevant provisions of the Income Tax Act, 1961).

(viii) There is no charge or satisfaction of charge which is yet to be registered with ROC beyond the Statutory period.

(ix) The Company has not traded or invested in Crypto Currency or Virtual Currency during the Year.

(x) The Code on Social Security, 2020 relating to employee benefits during the year and post employment benefits has received presidential assent. However the effective date of the code and final rules are yet to be notified. The Company will assess the impact once the subject rules are notified and will give appropriate impact in its Financial Statements in the period in which, the Code becomes effective.

As per our attached report of even date

For and on behalf of the Board

**FOR GUPTA AGARWAL & SULTANIA**  
CHARTERED ACCOUNTANTS  
FIRM REGISTRATION NO.00018782C

(ATUL MEHRA)  
CHAIRMAN & WHOLE TIME DIRECTOR  
DIN: 00811607

(MAHENDRA KUMAR SINGH)  
DIRECTOR  
DIN: 02727150

(RAHUL GUPTA)  
PARTNER  
M.NO.418628

Place: Kanpur  
Date: 30.05.2022

(RAKESH KUMAR YADAV)  
CHIEF FINANCE OFFICER

(NISHI)  
Company Secretary  
M.NO.50043

## BOARD'S REPORT

**To  
The Members**

Your Directors present the 30<sup>th</sup> Annual Report of the Company highlighting the business and operations of the Company and the Audited Financial Statements for the Financial Year ended 31<sup>st</sup> March, 2022.

### 1. FINANCIAL RESULTS

The Company's financial performance for the year ended March 31, 2022 is summarized below:

| Particulars  | (Amount in Lakhs) |                   |
|--|-------------------|-------------------|
|  | F.Y. 2021-22      | FY 2020-21        |
| Net Sales  | 16,044.31         | 32,592.01         |
| Other Operating Income   | 110.24            | 208.92            |
| <b>Total Revenue</b>   | <b>16,154.55</b>  | <b>32,800.93</b>  |
| Add: Other Income  | 88.88             | 197.29            |
| Less: i) Total Expenditure   | 20,303.53         | 34,849.75         |
| <b>Profit before Finance Cost, Depreciation, Amortisation Expenses and Tax</b> | <b>(3,293.79)</b> | <b>(1,159.09)</b> |
| Less:  |                   |                   |
| i) Finance Cost  | 633.86            | 508.96            |
| ii) Depreciation and Amortisation Expenses                                     | 132.45            | 183.48            |
| <b>Profit / (Loss) before Tax and exceptional items</b>                        | <b>(4,060.10)</b> | <b>(1,851.53)</b> |
| Exceptional items  | -                 | -                 |
| <b>Profit / (Loss) before Tax (PBT)</b>  | <b>(4,060.10)</b> | <b>(1,851.53)</b> |
| Less:  |                   |                   |
| i) Current Tax   | -                 | -                 |
| ii) Deferred Tax   | (1,163.99)        | (481.41)          |
| iii) Tax adjustment relating to earlier years                                  | 0.17              | 12.89             |
| <b>Profit / (Loss) After Tax (PAT)</b>   | <b>(2,896.28)</b> | <b>(1,383.01)</b> |
| Other Comprehensive Income (OCI)   | 0.37              | 0.32              |
| <b>Total Comprehensive Income for the Year</b>                                 | <b>(2,895.91)</b> | <b>(1,382.69)</b> |

### 2. FINANCIAL HIGHLIGHTS AND OPERATION

The Key highlights pertaining to the business of the Company for the Financial Year 2021-22 have been given hereunder:

- The Total Revenue from operations of the Company during the financial year 2021-22 was Rs.16,154.55 Lakhs against the revenue from operations of Rs.32,800.93 Lakhs in the previous financial year 2020-21.
- The Net Profit/(Loss) **before tax** and prior item for the year under review at Rs. 4,060.10 Lakhs was more than the loss in the previous year of Rs.1,851.53 Lakhs.
- The Net Profit/(Loss) **after tax** for the year under review at Rs. 2,896.28 Lakhs was more than that of loss in the previous year of Rs. 1,383.01 Lakhs. The Earning Per Share (EPS) of the company is minus Rs. (14.17) per share.
- This year overall business performance remained low due to economic slowdown, Shortage of working capital, low sales and covid impact Due to deterioration, the stock which was found unfit for human consumption was identified as deteriorated stock & valued at realizable value which resulted in loss of approx. Rs. 3381.31 Lacs.
- Your Directors are hopeful about the performance of the company to be better in the upcoming financial years.

### **3. MATERIAL CHANGES AND COMMITMENTS, IF ANY, AFFECTING THE FINANCIAL POSITION OF THE COMPANY WHICH HAVE OCCURRED BETWEEN THE END OF THE FINANCIAL YEAR OF THE COMPANY TO WHICH THE FINANCIAL STATEMENTS RELATED AND THE DATE OF THE REPORT**

There are no material changes and commitments affecting financial position of the company, which occurred after the end of the financial year i.e., March 31, 2022 except the Restructuring proposal with the Lender.

The company is engaged in the business of procurement and processing of milk and manufacturing and sale of Ghee, Butter, Milk Powder, Packaged milk and other milk products. These are edible items for human consumption and have limited shelf life and are perishable in nature. As stated in the Audited Balance Sheet of March 31st, 2021 and other quarterly financial statements of June, September and December, 2021, the company has been victim of a series of extraneous circumstances due to COVID-19; such as low demand on account of elongated lock downs in 2020 and 2021 which was the peak off take season, piling of inventory resulting into expiry of shelf life of the products, downward correction in the inventory prices, delay in realization of debtors. These factors have adversely impacted its cash flows and repayment capacity of the Company resultant the Company could not service its debt on time and the accounts with the bank have been classified as sub-standard by the bank. These events which were entirely beyond the control of the management have had material and adverse impact on the operations and prospects of the company.

Recognizing the issues at hand, the company and its management have engaged with the lenders for restructuring of their dues and proposal for the same has been submitted which is under consideration of the lenders.

The physical verification and assessment of stock is done by the management at the end of year. On the basis of such verification and quality assessment by external third parties the loss on deterioration of stock which was not fit for human consumption as per FSSAI norms, is estimated at Rs.3381.31 Lacs and have been adjusted in the accounts by reduction of cost of inventory at the end of the year.

#### **4. DIVIDEND**

In view of losses incurred by the company during the year under review, the Board of directors has not recommended dividend for the Year ended on 31<sup>st</sup> March, 2022.

#### **5. TRANSFER TO RESERVES**

In view of losses incurred by the company during the year under review, the Company has not transferred any amount to reserve for the year ended on 31<sup>st</sup> March, 2022.

#### **6. CHANGE IN SHARE CAPITAL STRUCTURE**

During the year under review, the company has made no changes in the Capital Structure:

##### **A) AUTHORISED SHARE CAPITAL**

During the year under review 2021-22, the Authorised share capital of the company is Rs.24,00,00,000/- (Rupees Twenty-Four Crores only) divided into 2,40,00,000 equity shares of Rs.10 each.

##### **B) ISSUED, SUBSCRIBED AND PAID UP SHARE CAPITAL:**

During the under review 2021-22, the issued, subscribed and paid up share capital of the company is Rs.20,43,00,000 (Twenty Crores Forty- three lakhs only) divided into 2,04,30,000 Equity shares of Rs.10 each.

##### **C) ISSUE OF BONUS SHARES:**

During the year under review 2021-22, there was no Bonus issue of equity shares.

**D) BUY BACK OF SECURITIES:**

The Company has not bought back any of its securities during the year under review.

**E) ISSUE OF SHARES WITH DIFFERENTIAL VOTING RIGHTS, SWEAT EQUITY SHARES AND EMPLOYEES STOCK OPTIONS:**

During the financial year under review the company has not issued any shares with differential voting rights nor granted stock option, nor Sweat Equity.

**F) PROVISION OF MONEY BY COMPANY FOR PURCHASE OF ITS OWN SHARES BY EMPLOYEES OR BY TRUSTEES FOR THE BENEFIT OF EMPLOYEES: N.A.**

**7. MATERIAL CHANGES DURING THE FINANCIAL YEAR 2021-22**

During the year under review there is no material changes except the company have engaged with the lenders for restructuring of their dues and proposal for the same has been submitted which is under consideration of the lenders.

**8. SIGNIFICANT AND MATERIAL ORDERS PASSED BY THE REGULATORS OR COURTS OR TRIBUNALS**

There are no significant, material orders passed by the regulators or Courts or Tribunals, which would impact the going concern status of the company and its future operations.

**9. SUBSIDIARIES, JOINT VENTURES OR ASSOCIATE COMPANIES**

During the year under review no company has become or ceased to be its subsidiaries, joint venture or Associate Company.

**10. ACCOUNTS, AUDITORS AND AUDIT REPORT**

**Statutory Auditor**

As per SECTION 139 of the Companies Act, 2013 ('the Act'), read with the Companies (Audit and Auditors) Rules, 2014, the members of the Company at their 29<sup>th</sup> Annual General Meeting held in the year 2021, approved the appointment of M/s. Gupta Agarwal & Sultania, Chartered Accountants (FRN- 018782C) as the Statutory Auditors of the Company for a term of 5 years i.e. from the conclusion of 29<sup>th</sup> Annual General Meeting till the conclusion of ensuing 34<sup>th</sup> Annual General Meeting of the Company.

**Accounts:**

The notes on financial statement referred to in the Auditor's Report except below mentioned qualified opinion and emphasis of matter, all are self-explanatory and do not call for any further comments.

**Auditors' Report:**

The Audit Reports dated May 30, 2022 issued by M/s. Gupta Agarwal & Sultania, Chartered Accountants, Statutory Auditors on the company's standalone financial statements for the financial year ended 2021-22 is a part of Annual Report.

**Responses to qualifications, observations & emphasis of matter made by the statutory auditors in Standalone Audit Report:**

**Audit Qualifications:** Refer to the section of "Basis of Qualified Opinion" of the Independent Auditors' Report on Financial Statements (Standalone).

1. As stated in the Note no.31 of the Standalone Financial Statement regarding valuation of deteriorated stock which was not fit for human consumption as per FSSAI norms and resulted loss of Rs.3381.31 Lacs, the assessment of quantity and valuation of stock is done by the management. We are unable to comment on such impairment and resultant loss on such valuation of stock as it involves significant judgement and estimates by management and external third parties.

**Explanation and comments of the Board on Audit Qualifications:**

1. Company has been victim of series of extraneous circumstances due to COVID –19 such as low demand on account of elongated lockdowns in 2020 and 2021, piling of inventory resulting into expiry of shelf life of the products as per FSSAI norms. Physical verification was done and on the basis of such verification and quality assessment by the Company management and external third party. The loss on deterioration of stock is estimated at Rs.3381.31 lacs and have been adjusted in accounts by reduction of cost of inventory at the end of the year.
2. The management has assessed the deteriorated stock and valued it on realisable value and then the difference has been written off.

The statement on impact of Audit Qualifications for audit report with modified opinion is attached along with Standalone Audited Financial Statements.

The notes on financial statement referred to in the Auditor's Report except above mentioned qualification, all are self-explanatory and do not call for any further comments. The Statutory Auditors have not reported any incident of fraud to the Audit Committee of the Company in the year under review.

**Secretarial Auditor**

M/s. GSK & Associates, Practicing Company Secretaries, were appointed to conduct the Secretarial audit of the Company for the financial year 2021-22 in the board meeting held on May 30, 2022, in terms of Section 204 of the Companies Act, 2013 and the rules there under. The Secretarial Audit Report for the financial year 2021-22 forms the part of the Directors' Report as **ANNEXURE-I** to the Directors' Report and the points given in the Report are self-explanatory and do not call for any further comments.

**Internal Auditor:**

Company has appointed Mr. Ved Prakash Agnihotri, as Internal Auditor of the Company, to conduct internal audit and to review internal controls and operating systems and procedures as per the scope of the audit. The Internal Audit Reports of the company are reviewed by the Audit Committee on monthly basis. The Internal Auditors send the quarterly audit observation to the company and the same were presented to the Audit Committee.

**Cost Auditor :**

In conformity with the provisions of Section 148 of the Companies Act, 2013 read with the Companies (Cost Records and Audit) Amendment Rules, 2014, the Board of Directors of the company has, on recommendation of the Audit Committee has appointed M/s Rakesh Misra and Co., Cost Accountant (Firm Registration No. 000249) as the Cost Auditors, for conducting the audit of Cost Records of the Company pertaining to Milk and milk products manufactured by and produced by the company covered under Central Excise Tariff Act, Heading 04022910 and 19059090 respectively in compliance with the Companies (Cost Records and Audit Rules), 2014.

The Board of Directors at their meeting held on May 30, 2022 have appointed M/s Rakesh Misra and Co., Cost Accountant as Cost Auditor for the financial year 2022-23, at a remuneration as specified in the notice convening the Annual General Meeting. Accordingly, the Board recommends the same for ratification by the shareholders at

the ensuing Annual General Meeting. The Audit of the Cost Records for the financial year ended 31st March 2022, is being conducted by the said firm and the Report will also be filed with the Ministry of Corporate Affairs, Government of India.

***Disclosure as per The Companies (Accounts) Amendment Rules, 2018:***

Company has made and maintained its Cost accounts and records as specified by the Central Government under sub-section (1) of section 148 of the Companies Act, 2013 and the Companies (Cost Records and Audit) Rules, 2014

**11. CHANGE IN NATURE OF BUSINESS, IF ANY**

There was no change in the nature of the main business carried on by the company during the period under review. However, your directors looking forward on the business model which would not be a substitute but a complementary to the current business model.

**12. DETAILS OF DIRECTORS & KEY MANAGERIAL PERSONNEL**

During the year under review, the changes in the Directors and Key Managerial Personnel are herein below:

- During the year under review, Mr. Ashok Kumar Tripathi, Independent Director (DIN- 08363248) of the Company resigned from the directorship of the Company.

A brief on the composition of the Board of Directors of the Company is annexed to this report as “ANNEXURE-A”.

**13. INDEPENDENT DIRECTOR DATABANK REGISTRATION**

Pursuant to a notification dated October 22, 2019 issued by the Ministry of Corporate Affairs, all directors have completed the registration with the Independent Directors Databank. Requisite disclosures have been received from the directors in this regard. Your Company has received annual declarations from all the Independent Directors of the Company confirming that they have already registered their names with the data bank maintained by the Indian Institute of Corporate Affairs [“IICA”] as prescribed by the Ministry of Corporate Affairs under the relevant rules.

**14. DEPOSITS**

During the year under review, your Company has not invited nor accepted any deposits from the public pursuant to the provisions of Section 73 of the Companies Act, 2013 read with Companies (Acceptance of Deposits) Rules, 2014 and no amount of principal or interest was outstanding in respect of deposits from the public as on the date of balance sheet.

**15. ENERGY CONSERVATION, TECHNOLOGY ABSORPTION AND FOREIGN EXCHANGE EARNINGS AND OUTGO**

Since the Company owns a Manufacturing facility, the particulars relating to conservation of energy and technology absorption stipulated in the Company (Accounts) Rules, 2014 are applicable, so the following are the details of Conservation of Energy, Technology absorption, foreign exchange earnings and outgo.

## CONSERVATION OF ENERGY & TECHNOLOGY ABSORPTION

| a) Conservation of Energy:   |   |
|--|---|
| <b>(i) Steps taken for conservation</b>  | During the year under review, your company for the purpose of energy conservation one of the Boiler was worked upon and upgraded to increase the efficiency of Boiler and will result in conservation of energy by efficient use of steam energy.<br>*Further we are using Plate Heat Exchanger, Condenser Recovery system, which further adds the step to Energy Conservation.<br>*Falling Film Chiller is giving best heat transfer and maintaining desired temp all the time hence leading to Conservation of Energy.<br>*Synchronization of process with the utility like running of Ammonia Compressor, boiler chilled water as per planned processing needs in consultation with shift in charge. |
| <b>(ii) Steps taken for utilizing alternate sources of energy</b>                    | *LED lights being used as an alternate source of energy.<br>*Boiler Furnace with high temperature bricks, more water re-circulation line, full nozzles with required bed along with recirculation line of fine particles of un burnt particles gathered in multi cyclone dust collector.  |
| <b>(iii) Capital investment on energy conservation equipment</b>                     | As per Financial Statement  |
| b) Technology Absorption:  |   |
| <b>(i) Efforts made for technology absorption</b>                                    | * Milk Homogenizer(MH) is being used.   |
| <b>(i) Benefits derived</b>  | *Milk homogenizer breaks the milk & its additions to molecular level hence increasing shelf life and tastes. This is a new technology in the field of liquid milk manufacture.  |
| <b>(i) Expenditure on Research &amp; Development, if any</b>                         | NIL   |
| <b>(ii) Details of technology imported, if any</b>                                   | NIL   |
| <b>(iii) Year of import</b>  | N/A   |
| <b>(iv) Whether imported technology fully Absorbed</b>                               | N/A   |
| <b>(v) Areas where absorption of imported technology has not taken place, if any</b> | N/A   |

**EXPORT ACTIVITIES** - During the financial year 2021-22 under review, the foreign exchange earnings is NIL

### FOREIGN EXCHANGE EARNINGS AND OUTGO

During the financial period under review, following are the Inflow and Outflow of Foreign Exchange:

| Particulars                               | As at 31.03.2022 | As at 31.03.2021 |
|---|------------------|------------------|
| <b>Expenditures:</b>                      |                  |                  |
| Travelling and other business expenditure | NIL              | NIL              |
| <b>Total Outflow</b>                      | NIL              | NIL              |
| <b>Total Inflow</b>                       | NIL              | NIL              |

## **16. EXTRA ORDINARY GENERAL MEETINGS / POSTAL BALLOT**

During the year under review, the Company has not conducted any Postal Ballot or Extra Ordinary General Meeting.

## **16. DISCLOSURES**

### **a. EXTRACT OF ANNUAL RETURN**

A copy of the annual return for financial year 2021-22 is placed on the website of the Company at [www.tastydairy.com](http://www.tastydairy.com) under investor section, under Annual Report sub-section, prepared in accordance with the provisions of the Companies Act, 2013 with the information available up to the date of this report, and shall be further updated as soon as possible but no later than sixty days from the date of the Annual General Meeting. (Refer <http://tastydairy.com/images/Draft%20annual%20return%20fy2021-22.pdf> )

### **b. NUMBER OF MEETINGS OF BOARD**

6 (Six) meetings of the Board of Directors and 1 (One) Resolution passed by Circulation by Board of directors.  
11 (Eleven) committee meetings as per annexures. 1 (One) Exclusive meeting of Independent directors held during the year. The detail of which is annexed to this report as “Annexure-B”.

### **c. DIRECTORS’ RESPONSIBILITY STATEMENT**

In accordance with the provisions of Section 134(5) of the Companies Act, 2013 the Board hereby submits its responsibility Statement:

- (i) The applicable accounting standards have been duly followed in the preparation of Accounts for the year and that there have been no material departures there from;
- (ii) The Directors selected such accounting policies and applied them consistently and made judgments and estimates that are reasonable and prudent so as to give a true and fair view of the state of affairs as at the end the financial year and of the profit of the Company for the year ended on that date;
- (iii) The Directors have taken proper and sufficient care for the maintenance of adequate accounting records in accordance with the provisions of the Companies Act, 1956 for safeguarding the assets of the Company and for preventing and detecting fraud and other irregularities;
- (iv) The Directors had prepared the accounts for the year on a going concern basis;
- (v) the directors had laid down internal financial controls to be followed by the Company and that such internal financial controls are adequate and were operating effectively; and
- (vi) The directors had devised proper systems to ensure compliance with the provisions of all applicable laws and that such systems were adequate and operating effectively.

### **d. DECLARATION BY INDEPENDENT DIRECTORS**

Mr. Narendra Shankar Sathe, Mr. Neeraj Kanodia, Mrs. Vimi Sinha, and Mr. Ashok Kumar Tripathi, Independent Directors of the Company have submitted the declaration of Independence as required pursuant to section 149(7) of the Companies Act, 2013 at the first board meeting held during the financial year, stating that they meet the criteria of Independence as provided in section 149(6) of the Companies Act, 2013.



#### e. COMMITTEES OF THE BOARD

During the year under review, the Board has 5 committees: Audit Committee, Nomination & Remuneration Committee, the Corporate Social Responsibility Committee, Stakeholders' Relationship Committee and Management committee and 1 Internal Complaint Committee.

#### AUDIT COMMITTEE

As per the provisions of Section 177 of the Companies Act, 2013, Audit Committee of the Board of Directors of the company has an optimum composition of Executive, Non-executive and Independent Director as required under the Act and the members of Audit Committee met Five (5) times during the year.

| Name of Directors          | Date of Audit committee meetings |            |            |            |            | No. of meeting attended |
|----------------------------|----------------------------------|------------|------------|------------|------------|-------------------------|
|                            | 11.06.2021                       | 14.07.2021 | 13.08.2021 | 14.11.2021 | 14.02.2022 | Count                   |
| Mr. Narendra Shankar Sathe | Present                          | Present    | Present    | Present    | Present    | 5                       |
| Mr. Neeraj Kanodia         | Present                          | Present    | Present    | Present    | Present    | 5                       |
| Mr. Ashok Kumar Tripathi   | Present                          | Absent     | Absent     | Absent     | Absent     | 1                       |

After resignation of Mr. Ashok Kumar Tripathi, the Board of Directors has considered and approved the new composition of Audit Committee. Refer **(Annexure-B)**

#### NOMINATION AND REMUNERATION COMMITTEE AND POLICY

As per the provisions of Section 178 of the Companies Act, 2013, The Nomination and Remuneration Committee of the Board of Directors of the company has an optimum composition of Executive, Non-executive and Independent Director as required under the Act and the members of Nomination and Remuneration Committee met 1 (one) time during the year.

The details of the composition and meetings of its committees is provided:

| Name of Directors          | Category | Date of Nomination & Remuneration committee meetings | No. of meeting attended |
|----------------------------|----------|--|-------------------------|
|                            |          | 24.03.2022   | Count                   |
| Mr. Narendra Shankar Sathe | Chairman | Present  | 1                       |
| Mr. Neeraj Kanodia         | Member   | Present  | 1                       |
| Mrs. Vimi Sinha            | Member   | Present  | 1                       |

#### CORPORATE SOCIAL RESPONSIBILITIES COMMITTEE

The Board has constituted the Corporate Social Responsibility Committee and based on the recommendation of the Committee approved the CSR Policy of the Company in accordance with Section 135 of the Act and rules made thereunder and the members of CSR Committee met 2 (Two) times during the year.

The details of the composition and meetings of its committees is provided:

| Names                      | Category | Date of meeting |            | Meetings attended |
|----------------------------|----------|-----------------|------------|-------------------|
|                            |          | 14.06.2021      | 15.02.2022 |                   |
| Mr. Atul Mehra             | Chairman | Absent          | Present    | 1                 |
| Mr. Narendra Shankar Sathe | Member   | Present         | Present    | 2                 |
| Mr. Neeraj Kanodia         | Member   | Present         | Present    | 2                 |

#### STAKEHOLDER'S RELATIONSHIP COMMITTEE

During the year under review, the members of Stakeholder's Relationship Committee met 1 (one) time during the year.

The details of the composition and meetings of its committees is provided:

| Names                      | Category                | Date of meeting |  | Meetings attended |
|----------------------------|-------------------------|-----------------|--|-------------------|
|                            |                         | 14.06.2021      |  |                   |
| Mr. Narendra Shankar Sathe | Chairman of the meeting | Present         |  | 0                 |
| Mr. Neeraj Kanodia         | Member                  | Absent          |  | 1                 |
| Mrs. Vimi Sinha            | Member                  | Absent          |  | 0                 |
| Mr. Atul Mehra             | Member                  | Present         |  | 1                 |
| Mr. Mahendra Kumar Singh   | Member                  | Present         |  | 1                 |

#### f. PARTICULARS OF LOANS, GUARANTEES AND INVESTMENTS UNDER SECTION 186 OF THE COMPANIES ACT, 2013

Particulars of loans, guarantees and investments under Section 186 of the Companies Act, 2013 are provided in the notes to the financial statements for the year ended March 31, 2022

During the year under review, company has not made any Loans, guarantee, and investment which requires compliance of Section 186(3) of the Companies Act, 2013.

#### g. BOARD EVALUATION

Pursuant to the provisions of section 134(3)(p) the Companies Act, 2013, the Board of directors of the company is committed to get its performance evaluated in order to identify its strength and areas in which it may improve its functioning. In this regard, the Nomination and Remuneration Committee has established the process for evaluation of the performance of Directors, including the Independent Directors.

The company has devised a policy naming (Nomination & Remuneration Policy) for performance evaluation of Independent Directors, Board, Committees and other individual directors which includes the criteria and process for the performance evaluation of the Executive/ Non-executive directors and Committees and board as a whole. The policy is uploaded on the website of the company under Investor section at i.e [www.tastydairy.com](http://www.tastydairy.com).

During the year under review as per the policy for the performance evaluation, formal annual evaluation of the performance of the Directors, including independent directors, the board and its committees was made by the Nomination & Remuneration Committee in their respective meetings.

#### **h. POLICY ON APPOINTMENT AND REMUNERATION OF DIRECTORS, KEY MANAGERIAL PERSONNEL AND SENIOR MANAGEMENT OF THE COMPANY**

The Board has, on the recommendation of the Nomination & Remuneration Committee, framed a Nomination and Remuneration policy namely "Nomination & Remuneration Policy" in line with the requirement of Section 178 of the Companies Act, 2013. The policy inter alia provides the procedure for selection, appointment and remuneration of Directors and Key Managerial Personnel, including criteria for determining qualifications, positive attributes, and independence of Directors.

#### **i. CONTRACTS AND ARRANGEMENTS WITH RELATED PARTIES**

All contracts/transactions entered into by the Company during the financial year with related parties were in the ordinary course of business and on an arm's length basis.

No material Related Party Transactions, i.e. transactions exceeding ten percent of the annual turnover as per the last audited financial statements, were entered during the year by your Company. Accordingly, the disclosure of Related Party Transactions as required under Section 134(3)(h) of the Act in Form AOC-2 is not applicable.

All Related Party Transactions are placed before the Audit Committee for review and approval. Prior omnibus approval is obtained for Related Party Transactions for transactions which are of repetitive nature and entered in the ordinary course of business and are at arm's length. All Related Party Transactions are subjected to independent review by a reputed accounting firm to establish compliance with the requirements of Related Party Transactions under the Act and SEBI LODR Regulations.

#### **j. RISK MANAGEMENT POLICY**

The Company has a Risk Management Policy to identify, evaluate business risks and opportunities. This framework seeks to create transparency, minimize adverse impact on the business objectives and enhance the Company's competitive advantage.

The business risk framework defines the risk management approach across the enterprise at various levels including documentation and reporting.

#### **k. PARTICULARS OF EMPLOYEES**

- a) The employees of the Company continue to render their full co-operation and support to the Management. The Directors wish to place on records their appreciation to all the employees for their co-operation.
- b) Information as per Section 197(2) of the Act read with Rules 5(2) and 5(3) of the Companies (Appointment and Remuneration of Managerial Personnel) Amendment Rules, 2016 forming part of the Director's Report for the year ended 31st March, 2022 is not required to be furnished as no employees were employed for Rs.1,02,00,000/- or more per year or Rs.8,50,000/- or more per month for any part of the Year.

#### **I. REPORTING UNDER THE PROVISIONS OF SEXUAL HARASSMENT OF WOMEN AT WORKPLACE (PREVENTION, PROHIBITION AND REDRESSAL) ACT, 2013**

The company has in place a policy for prevention of sexual harassment in accordance with the requirements of the Sexual Harassment of women at workplace (Prevention, Prohibition & Redressal) Act, 2013.

The Company has framed proper policy to redress complaints received regarding sexual harassment. All employees (permanent, contractual, temporary, trainees) are covered under this policy. As per Section 22 and 28 of the Sexual harassment of Women at Workplace (prevention, prohibition and Redressal) Act, 2013, the Internal Complaints Committee (ICC) has been set up to redress complaints received regarding sexual harassment.

The following is the summary of sexual harassment complaints received and disposed-off during the financial year 2021-22.

|                                      |            |
|--------------------------------------|------------|
| <b>No of Complaints Received</b>     | <b>NIL</b> |
| <b>No of Complaints Disposed off</b> | <b>NIL</b> |

**m. INTERNAL CONTROL SYSTEMS AND THEIR ADEQUACY**

The Company has in place adequate internal financial controls with reference to financial statements. The Board has adopted policies and procedures for ensuring the orderly and efficient conduct of its business, including adherence to the Company's policies, the safeguarding of its assets, the prevention and detection of frauds and errors, the accuracy and completeness of the accounting records, and the timely preparation of reliable financial disclosures.

**n. APPLICATION MADE OR ANY PROCEEDING PENDING UNDER THE INSOLVENCY AND BANKRUPTCY CODE:**

As on the date of the Report no application is pending against the Company under Insolvency and Bankruptcy Code, 2016 and the Company did not file any application under IBC during the F.Y. 2021-22.

**o. DETAILS OF DIFFERENCE BETWEEN VALUATION AMOUNT ON ONE TIME SETTLEMENT AND VALUATION WHILE AVAILING LOAN FROM BANKS AND FINANCIAL INSTITUTIONS:**

During the year under review there has been no one-time settlement of loans taken from Banks and Financial Institution.

**p. CORPORATE SOCIAL RESPONSIBILITY**

As part of its initiatives under "Corporate Social Responsibility" ("CSR"), the Company has spent on the activities in the areas of Education, health, safe drinking water, eradicating hunger in terms of its "Corporate Social Responsibility Policy" ("CSR Policy"). These activities are largely in accordance with Schedule VII of the Companies Act, 2013. The Annual Report on CSR activities in the prescribed format under the Companies (Corporate Social Responsibility Policy) Rules, 2014 is attached as "ANNEXURE-C".

**q. MANAGEMENT DISCUSSION AND ANALYSIS REPORT:**

Management's Discussion and Analysis Report for the year under review, is presented in a separate section forming part of the Annual Report and is annexed herewith as "ANNEXURE -D".

**r. CEO/ CFO CERTIFICATION:**

In terms of Regulation 17(8) of the Listing Regulations, the CFO has certified to the Board of Directors of the Company with regard to the financial statements and other matters specified in the said regulation for the financial year 2021-22. The certificate received from CFO is attached herewith as per "ANNEXURE – E".

**s. LISTING FEES:**

The Company affirms that the annual listing fees for the year 2021-22 to The Bombay Stock Exchange Limited (BSE) has been duly paid. As on date no outstanding dues.

**t. VIGIL MECHANISM AND WHISTLE BLOWER MECHANISM**

Pursuant to the provisions of Section 177(9) of the Companies Act, 2013 read with Rule 7 of the Companies (Meetings of Board and its Powers) Rules, 2014, the company has established a vigil mechanism for Directors and Employees to report their concerns about unethical behaviour, genuine concerns, actual or suspected fraud or violation of the company's Code of Conduct.

The mechanism provides for adequate safeguards against victimization of Directors and employees who avail the vigil mechanism. In exceptional cases, Directors and employees have direct access to the Chairman of the Audit

Committee. The detailed disclosure of the Vigil Mechanism & Whistle Blower Policy is available at [www.tastydairy.com](http://www.tastydairy.com) under Investor desk -> investor information section.

#### **u. COMPANY CODE OF PRACTICES AND PROCEDURES FOR FAIR DISCLOSURE OF UNPUBLISHED PRICE SENSITIVE INFORMATION (UPSI)**

The Board of Directors has code of practices and procedures for fair disclosure of unpublished price sensitive information (UPSI) in accordance with the requirements of the SEBI (Prohibition of Insider Trading) Regulation, 2015. Under this code the company lays down guidelines and procedures and principals to be followed, and disclosures to be made while dealing with shares of the Company, as well as the consequences of violation.

The policy has been formulated to regulate, monitor and ensure reporting of deals by employees and connected persons to maintain the highest ethical standards of dealing in Company securities.

Pursuant to amendments in the Securities and Exchange Board of India (Prohibition of Insider Trading) Regulations, 2015 vide the Securities and Exchange Board of India (Prohibition of Insider Trading) (Amendment) Regulations, 2018, the Company adopted the new “Code of Practices and Procedures for Fair Disclosure of Unpublished Price Sensitive Information”(“Fair Disclosure Code”) incorporating a policy for determination of “Legitimate Purposes” as per Regulation 8 and Schedule A to the said regulations w.e.f. 1st April, 2019.

The Revised Insider Trading Code or Policy of the Company covering code of practices and procedures for fair disclosure of unpublished price sensitive information (UPSI), is available on our website i.e [www.tastydairy.com](http://www.tastydairy.com).

#### **v. COMPLIANCE WITH THE CODE OF CONDUCT**

The Board has formulated code of Conduct for the Board Members and Senior Management of the company, which has been posted on the website of the company. It is affirmed that all the directors and senior management have complied with the code of conduct framed by the company and confirmation from all the directors, KMP and senior management has been obtained in respect of the F.Y. 31<sup>st</sup> March 2022. “**ANNEXURE- F**”.

#### **w. CORPORATE GOVERNANCE**

Corporate Governance is, essentially, a philosophy. It encompasses not only the regulatory and legal requirements, but also the voluntary practices developed by the Company to protect the best interests of all stakeholders. The Company complies with all the Standards, Guidelines and Principles governing disclosures and obligations set out by the Securities and Exchange Board of India (SEBI) and the Stock Exchanges on corporate governance.

A separate report on Corporate Governance along with Certificate from M/s. GSK & Associates, Practicing Company Secretaries, Kanpur on compliance with the conditions of Corporate Governance as per Securities and Exchange Board of India (Listing Obligations and Disclosure Requirements) Regulations, 2015 is provided as a part of this Annual Report. (**ANNEXURE- G**)

Your Company has made all information, required by investors, available on the Company’s website [www.tastydairy.com](http://www.tastydairy.com) under Investor desk of Corporate Governance section.

#### **x. CERTIFICATE OF NON DISQUALIFICATION OF DIRECTORS**

Pursuant to Regulation 34(3) and Schedule V, Para C, Clause (10)(i) of SEBI (LODR)Regulations,2015, Certificate of non-disqualification of Directors as on 31.03.2022 has been received from Practicing Company Secretary and annexed as “**ANNEXURE –H**” of the Directors’ report.

## **ACKNOWLEDGEMENTS**

Your Directors would like to express their appreciation for the assistance and co-operation received from the Banks, Members, Esteemed Customers and Suppliers & Buyers during the year under review. Your Directors also wish to place on record their deep sense of appreciation for the committed services by the Employees of the Company.

**By the order of Board of  
for Tasty Dairy Specialities Limited**

Date : September 03, 2022  
Place : Kanpur

**ATUL MEHRA**  
**Whole time Director**  
DIN : 00811607

**MAHENDRA KUMAR SINGH**  
**Director**  
DIN : 0272750

## Annexure- “A” to the Directors’ Report

### COMPOSITION OF THE BOARD OF DIRECTORS

The composition of the Board of as on 31st March 2022 was as follows:

| Category                           | No. of Directors |
|------------------------------------|------------------|
| <b>Executive Directors</b>         | 2                |
| <b>Non-Executive Directors</b>     |                  |
| Independent Non-Executive Director | 3                |
| <i>Independent Women Director</i>  | 1                |
| <b>Total</b>                       | <b>5</b>         |

By the order of Board of  
for Tasty Dairy Specialities Limited

Date : September 03, 2022  
Place : Kanpur

ATUL MEHRA  
Chairman & Whole  
time Director  
DIN : 00811607

MAHENDRA KUMAR  
SINGH  
Executive Director  
DIN : 0272750

## Annexure- “B” to the Board’s Report

### BOARD MEETINGS HELD DURING THE 2021-22

(Dates are in DD-MM-YYYY)

| S. No. | Date of Meetings | Total Number of Directors as on the date of meeting | Attendance                  |                           |
|--------|------------------|---|-----------------------------|---------------------------|
|        |                  |   | Number of Director attended | as %age of total Director |
| 1      | 11/06/2021       | 6   | 5                           | 83.33                     |
| 2      | 14/07/2021       | 6   | 5                           | 83.33                     |
| 3      | 13/08/2021       | 6   | 4                           | 66.67                     |
| 4      | 02/09/2021       | 6   | 6                           | 100                       |
| 5      | 14/11/2021       | 6   | 4                           | 66.67                     |
| 6.     | 14/02/2022       | 6   | 5                           | 83.33                     |

\*One Resolution passed by Circulation on 31.03.2022 by board of directors.

### EXCLUSIVE MEETING OF INDEPENDENT DIRECTOR

| S. No. | Date of Meetings | Total Number of Directors as on the date of meeting | Attendance                  |                           |
|--------|------------------|---|-----------------------------|---------------------------|
|        |                  |   | Number of Director attended | as %age of total Director |
| 1      | 24/03/2022       | 3   | 3                           | 100                       |

### MANAGEMENT COMMITTEE MEETING HELD DURING THE YEAR 2021-22

| S. No. | Date of Meetings | Total Number of Directors as on the date of meeting | Attendance                  |                        |
|--------|------------------|---|-----------------------------|------------------------|
|        |                  |   | Number of Director attended | as % of total Director |
| 1      | 13/05/2021       | 4   | 3                           | 75                     |



## COMMITTEE MEETINGS HELD DURING THE YEAR 2021-22

### 1. CSR COMMITTEE MEETINGS DURING THE YEAR 2021-22

| S. No. | Date of Meetings | Total Number of Directors as on the date of meeting | Attendance                  |                           |
|--------|------------------|---|-----------------------------|---------------------------|
|        |                  |   | Number of Director attended | as %age of total Director |
| 1      | 14/06/2021       | 3   | 2                           | 66.67                     |
| 2      | 15/02/2022       | 3   | 3                           | 100                       |

### 2. AUDIT COMMITTEE MEETINGS DURING THE YEAR 2021-22

| S. No. | Date of Meetings | Total Number of Directors as on the date of meeting | Attendance                  |                           |
|--------|------------------|---|-----------------------------|---------------------------|
|        |                  |   | Number of Director attended | as %age of total Director |
| 1      | 11/06/2021       | 3   | 3                           | 100                       |
| 2      | 14/07/2021       | 3   | 2                           | 66.67                     |
| 3      | 13/08/2021       | 3   | 2                           | 66.67                     |
| 4      | 14/11/2021       | 3   | 2                           | 66.67                     |
| 5      | 14/02/2022       | 3   | 2                           | 66.67                     |

### 3. NOMINATION AND REMUNERATION COMMITTEE MEETING HELD DURING THE YEAR 2021-22

| S. No. | Date of Meetings | Total Number of Directors as on the date of meeting | Attendance                  |                        |
|--------|------------------|---|-----------------------------|------------------------|
|        |                  |   | Number of Director attended | as % of total Director |
| 1      | 24/03/2022       | 3   | 3                           | 100                    |

**4. STAKEHOLDERS RELATIONSHIP COMMITTEE MEETING HELD DURING THE YEAR 2021-22**

| S. No. | Date of Meetings | Total Number of Directors as on the date of meeting | Attendance                  |                        |
|--------|------------------|---|-----------------------------|------------------------|
|        |                  |   | Number of Director attended | as % of total Director |
| 1      | 03/11/2021       | 5   | 3                           | 60                     |

**By the order of Board of  
for Tasty Dairy Specialities Limited**

Date : September 03, 2022  
Place : Kanpur

|   |                             |
|---|-----------------------------|
| <b>ATUL MEHRA</b>                         | <b>MAHENDRA KUMAR SINGH</b> |
| <b>Chairman &amp; Whole time Director</b> | <b>Executive Director</b>   |
| DIN : 00811607                            | DIN : 0272750               |

## “Annexure-C” to the Boards’ Report

### ANNUAL REPORT ON CORPORATE SOCIAL RESPONSIBILITY (CSR) ACTIVITIES FOR THE FY 2021-22 TO BE INCLUDED IN THE DIRECTORS’ REPORT:

1. Brief outline on CSR Policy of the Company :

1. A brief outline of the Company’s CSR policy, including overview of projects or program proposed to be undertaken and a reference to the CSR policy and projects or program is shown in website of the company :

Tasty Dairy Specialities Limited (TDSL) has been continuously involved in holistic development of the society. TDSL furthered its deliverables on social responsibility by strengthening and improving lives of under privileged and marginalized communities. The social initiatives encompassing Availability of Safe Drinking Water, Women Empowerment, Farmer Capacity Building Activities/Seminars, Healthcare initiatives viz Testing Camps, Blood Checking Camp, Child Education, Water Sanitation, Rural Development Projects etc. were taken.

2. **Composition of CSR Committee:**

| <i>Sr. No.</i> | <i>Name of Director</i>    | <i>Designation / Nature of Directorship</i>       | <i>Number of meeting of CSR Committee held during the year</i> | <i>Number of meetings of CSR Committee attended during the year</i> |
|----------------|----------------------------|---|--|---|
| 1              | Mr Atul Mehra              | Whole time Director, Chairperson of CSR Committee | 2  | 2   |
| 2              | Mr. Neeraj Kanodia         | Independent Director, Member of CSR Committee     | 2  | 2   |
| 3              | Mr. Narendra Shankar Sathe | Independent Director, Member of CSR Committee     | 2  | 2   |

Notes :

Provide the web-link where Composition of CSR committee. CSR Policy and CSR projects approved by the board are disclosed on the website of the company. :

Composition of CSR committee <http://tastydairy.com/images/byakhilesh/E.%20BOARD%20OF%20DIRECTORS%20AND%20COMMITTEES.pdf>

CSR Policy <http://tastydairy.com/csr.php>

CSR projects approved by the board <http://tastydairy.com/csr.php>

3. Provide the details of Impact assessment of CSR projects carried out in pursuance of sub-rule (3) of rule 8 of the Companies (Corporate Social responsibility Policy) Rules, 2014, if applicable (attach the report). : Not Applicable
4. Details of the amount available for set off in pursuance of sub-rule (3) of rule 7 of the Companies (Corporate Social responsibility Policy) Rules, 2014 and amount Required for set off for the financial year, if any : Not Applicable
6. Average net profit(Loss) of the company as per section 135(5) : **Loss Rs.(2,28,02,390)**
1. 7. (a) Two percent of average net profit of the company as per section 135(5) : **Nil**  
  
(b) Surplus arising out of CSR projects or Programmes or activities of the previous financial years.: **Nil**  
  
(c) Amount required to be set off for the financial year, if any. : **Nil**  
  
**(d) Total CSR obligation for the financial year 2021-22 (7a+7b-7c). : Nil**

8. (a) CSR amount spent for the financial year:

| Total Amount spent for the Financial Year 2021-22 (in Rs.) | Amount Unspent (in Rs.)  |                  |   |        |                  |
|--|--|------------------|---|--------|------------------|
|  | Total Amount transferred to Unspent CSR Account as per Section 135(6). |                  | Amount transferred to any fund specified under Schedule VII as per second proviso to section 135(5) |        |                  |
|  | Amount   | Date of Transfer | Name of the Fund  | Amount | Date of Transfer |
| Nil  | Nil  | NA               | NA  | Nil    | NA               |

(b) Details of CSR amount spent against **ongoing projects** for the financial year.: NIL

| (1)     | (2)                 | (3)  | (4)                  | (5)   |          | (6)                 | (7)                                       | (8)  | (9)  | (10)                                    | (11) |   |
|---------|---------------------|--|----------------------|-------|----------|---------------------|---|--|--|---|------|---|
| Sl. No. | Name of the Project | Item from the list of activities in Schedule VII to the Act. | Local Area (Yes/No.) | State | District | Projection duration | Amount allocated for the project (in Rs.) | Amount spent in the current financial year (n Rs.) | Amount transferred to Unspent CSR Account for the project as per Section 135(6) (in Rs.) | Mode of Implementation Direct (Yes/No). | Name | Mode of Implementation Through Implementing Agency<br>CSR Registration Number |
|         |                     |  | Yes                  |       |          |                     |   |  |  |   |      |   |

NOT APPLICABLE

(C) Details of CSR amount spent against **other than ongoing projects** for the financial year: NOT APPLICABLE

| (1)<br>Sl. No. | (2)<br>Name of the Project | (3)<br>Item from the list of activities in Schedule VII to the Act. | (4)<br>Local Area (Yes/No.) | (5)<br>Location of the project. |          | (6)<br>Amount spent for the project (in Rs.) | (7)<br>Mode of Implementation Direct (Yes/ No) | (8)<br>Mode of Implementation Through Implementing Agency |                         |
|----------------|----------------------------|---|-----------------------------|---------------------------------|----------|--|--|---|-------------------------|
|                |                            |   |                             | State                           | District |  |  | Name  | CSR Registration Number |
| NOT APPLICABLE |                            |   |                             |                                 |          |  |  |   |                         |

(d) Amount spent in Administrative Overheads : **Nil**

(e) Amount spent on Impact Assessment, if applicable : **Nil**

(f) Total amount spent for the Financial Year, (8b+8c+8d+8e) : Nil

(g) Excess amount for set off, if any :

| Sl. No. | Particular  | Amount (in Rs.) |
|---------|---|-----------------|
| (i)     | Two percent of average net profit of the company as per section 135(5)                                      | NA              |
| (ii)    | Total amount spent for the Financial Year   |                 |
| (iii)   | Excess amount spent for the financial year [(ii)-(i)]   |                 |
| (iv)    | Surplus arising out of the CSR projects or programmes or activities of the previous financial years, if any |                 |
| (v)     | Amount available for set off in succeeding financial years [(iii)-(iv)]                                     |                 |

9 (a) Details of Unspent CSR amount for the preceding three financial years:

| Sl. No.      | Proceeding Financial Year. | Amount transferred to Unspent CSR Account under Section 135 (6) (in Rs.) | Amount spent in the reporting Financial Year (in Rs.) | Amount transferred to any fund specified under Schedule VII as per section 135(6), if any. |                 |                   | Amount remaining to be spent in succeeding financial years. (in Rs.) |
|--------------|----------------------------|--|---|--|-----------------|-------------------|--|
|              |                            |  |   | Name of the Fund   | Amount (in Rs.) | Date of transfer. |  |
| 1            | 2020-21                    | NIL  | NIL   | NOT APPLICABLE   |                 |                   | NOT APPLICABLE   |
| 2            | 2019-20                    | NIL  | NIL   |  |                 |                   |  |
| 3            | 2018-19                    | NIL  | NIL   |  |                 |                   |  |
| <b>TOTAL</b> |                            |  |   |  |                 |                   |  |

(b) Details of CSR amount spent in the financial year for ongoing projects of the proceeding financial year(s):

| (1) Sl. No.    | (2) Project ID. | (3) Name of the Project | (4) Financial Year in which the project was commenced | (5) Project duration | (6) Total amount allocated for the project (in Rs.) | (7) Amount spent on the project in the reporting Financial Year (in Rs.) | (8) Cumulative amount spent at the end of the reporting Financial Year (in Rs.) | (9) Status of the project Completed / On going |
|----------------|-----------------|-------------------------|---|----------------------|---|--|---|--|
| Not Applicable |                 |                         |   |                      |   |  |   |  |

10. In case of creation or acquisition of capital asset, furnish the details relating to the asset so created or acquired through CSR spent in the financial year : **Not Applicable**

**(asset-wise details)**

- |  |                       |
|--|-----------------------|
| (a) Date of creation or acquisition of the capital asset(s).   | <b>Not Applicable</b> |
| (b) Amount of CSR spent for creation or acquisition of capital asset.  | <b>Not Applicable</b> |
| (c) Details of the entity or public authority or beneficiary under whose name such capital asset is registered, their address etc. | <b>Not Applicable</b> |
| (d) Provide details of the capital asset(s) created or acquired (including complete address and location of the capital asset).    | <b>Not Applicable</b> |

11. Specify the reason(s), if the company has failed to spend two per cent of the average net profit as per section 135(5).: Not applicable

Date: 03/09/2022  
Place: Kanpur

On behalf of the Board

**Atul Mehra**  
Whole time Director and Chairman of committee



## Annexure- D

### MANAGEMENTS DISCUSSION AND ANALYSIS REPORT

#### A. GLOBAL DAIRY INDUSTRY

According to a report from IMARC, the industry is expected to grow over 5.09 per cent between FY 2022 to FY 2027. Milk production in New Zealand increased by 9.8 % in March, 2021 compared to March, 2020 even after drier climate conditions in the country. Production was down by 0.8 % in February, 2021 compared to the same period last year. The major reason for decreasing production was reducing herds, labour challenges and farm exits. EU's milk production dropped by 3.8 % in February, 2021 and many EU countries like Germany, France and Netherlands faced this problem. The US experienced an increase in the production of milk by 1.8 %

#### INDUSTRY SCENARIO

##### Dairy Industry in India

India is the largest producer and consumer of dairy products in the world. It produces 22 % of the total global dairy production. The dairy industry is an essential part of the rural economy and is one of the major sources of employment and income for the rural population.

According to a report by IMARC, the dairy industry is expected to grow at a CAGR of 14.98 % between FY2022-2027. Majority of the dairy produced in India is consumed domestically, most of which is liquid milk. As per a report by CRISIL, revenue from the organised dairy sector will rebound by 12 % in FY 2022 compared to the growth of approximately 1 % in FY 2020-21. The growth would be largely due to the pick-up in demand of value added products (VAP), steady sales of liquid milk and rising retail rates in the year. Operating profitability is expected to reach its pre-pandemic levels as a result of high packaging and transport costs and high raw milk prices.

##### Government Initiatives

The Government of India has implemented the Rashtriya Gokul Mission from FY 2021-22 to improve productivity and enhance milk production. These schemes aim to improve remuneration for farmers. An allocation of Rs. 2400 crore has been made over the next five years. Many new technologies have been made available to the farmers under these schemes which focus on promoting private entrepreneurship to enhance affordability and increase access. With efficient implementation, it is expected that 8 crore farmers involved in the dairy industry will benefit directly as a result of the increased milk production, which is expected to increase from 198.4 million metric tonnes in FY 2019-20 to 300 million metric tonnes in FY 2024-25.

#### B. Opportunities

**Increasing Health Awareness** – As an after effect of Covid people are opting more for nutrient-rich and immunity-boosting foods.

**Participation of start-ups in the dairy industry-** It will support significant infrastructure investment across processing, chilling, logistics, cattle feed etc.

**Rising Income levels** – With income levels rising, the spending on dairy and value-added products has been on the rise. Affordable innovation would help people buy more of the products from the Company.

**Demand for premium products** - As income levels rise and lifestyles change, consumers are demanding products with innovation and benefits. This provides an opportunity for the food and dairy companies to innovate and launch products that will attract the consumers to the Company. COVID-19 converted “out of home

consumption” trend into “order online”. As the consumer intent to shop online continues to increase, it will create more opportunities for the value added dairy product category.

## Threats

1. Increased competition from local players and international companies
2. Lack of awareness among the farmers and dairy farms not being in the best of the conditions
3. Extensive cross-breeding for raising milk productivity may lead to disappearance of indigenous cattle
4. Unusual climate change and adverse weather conditions
5. Rapidly changing preferences amongst customers

## C. Product- wise Performance

### Financial Year 2021-22

| Sl. No. | Item Name  | Item Type     | Qty. (Units in Kgs) |
|---------|--|---------------|---------------------|
| 1       | Skimmed Milk Powder                                | Manufactured  | 1875.00             |
| 2       | Ghee/ Milk Fat                                     | Manufactured  | 37152.200           |
| 3       | Gulab Jamun (Sweet dish instant mix)               | Manufactured  | 431168.000          |
| 4.      | Milk Liquid  | Manufactured  | 34126831.600        |
| 5.      | White Butter                                       | Manufactured  | 41280.000           |
| 5.      | Others (Maida, Whey Powder, Verifresh Chhach etc.) | Manufacturing | 259109.563          |
| 6.      | Other ( Flavoured Milk)                            | Manufacturing | 117.00 boxes        |

## BUSINESS OVERVIEW

Our Company was originally incorporated as a private limited company on 30th July, 1992 under the name Tasty Dairy Specialities Private Limited vide certificate of Incorporation dated July 30, 1992, issued by the Registrar of Companies, Kanpur under the provisions of Companies Act 1956. Subsequently our Company was converted into a public limited company pursuant to special resolution passed at the Extra-ordinary General Meeting of our Company held on April 10, 2004 and the name of our company was changed to “Tasty Dairy Specialities Limited” Upon conversion into a public limited company, a fresh certificate of incorporation was issued by the Registrar of Companies, Kanpur on November 25, 2004. The Corporate Identification Number of our Company is L15202UP1992PLC014593. Our Company is currently involved in processing milk, along with bulk milk procurement and handling during season time which primarily caters to bulk and marquee institutional customers. Company is also involved in value added milk products like SMP, butter, ghee, dairy whitener, concentrated milk etc.

Our Company has wide range of quality dairy products under its umbrella which includes Pasteurized Liquid Milk, Cream, Butter (White/Salted), Pure Desi Ghee (Clarified Butter), Paneer (Fresh Cottage Cheese), Skimmed Milk Powder, Full Cream Milk Powder, Dairy Whitener, Instant Gulab Jamun Mix, Mithai Powder etc., are packaged under the brand names “UJJWAL”, “SHIKHAR”, “VERIFRESH”, “CIMA”, “MITHAI MASTER” which are available in Uttar Pradesh, Madhya Pradesh and Bihar, whereas, the institutional products are supplied pan India. As of March 31, 2022, our distributor network included more than 15 distributors through which we serve a large number of retail outlets.

We have received several quality certifications relating to our products and production facilities, including ISO 22000:2005 certification from IRCLASS Systems and Solutions Private Limited for receipt of raw milk, processing, packaging, storage and dispatch of pasteurized milk and milk products. The company has made constant efforts in raising the bar by achieving various quality standards like BIS certificate from Bureau of Indian Standard in respect of skimmed milk powder, AGMARK quality certification for ghee, approval for processing and packaging of milk products for export by Export Council of India. Our products undergo stringent quality check and meet the highest standards set by our customers.

## D) OUTLOOK

Indian Dairy industry witnessed a steady recovery after the COVID-19. Most of the value-added product categories are expected to deliver a double digit growth in the coming years. Rapid urbanisation and population growth will help in robust growth of the liquid milk market, which is estimated to grow by 2.5 times in the next 5 years.

The outlook for dairy industry seems promising owing to strong commodity prices, recovery in economic growth and improving consumer sentiments. The dairy industry provides ample growth opportunities, driven by growing population and urbanization, changing dietary patterns and increasing demand for value-added milk products. The Company strives to leverage these opportunities and create innovative products that meet diverse consumer requirements. Automation in operations will be instrumental to strengthen its supply chain and improve processes, while ensuring minimal wastage and premium quality. Further, the Company's expenditure on marketing and advertising would help to reinforce its brand name.

## E) RISK AND CONCERNS

| Types of Risk           | Description  | Mitigation Strategy   |
|-------------------------|--|---|
| <b>Competition Risk</b> | The Company faces competition from local players, large private players.   | To mitigate this risk, the Company-<br>1. Ensures that they know the competition · Produces differentiated products<br>2. Strategies to gain competitive advantage<br>3. Plans to update its brand image<br>4. Regularly listen to the existing customer                                      |
| <b>Climate Risk</b>     | Unpredictable weather conditions such as drought, rainfall, heat etc. can affect the product of milk and thus cause fluctuations in price. | The Company ensures that it has upgraded to newer technologies to help farmers in addressing varied climatic condition and its impact on dairy production.  |
| <b>Operational Risk</b> | System failure, equipment failure and anything that can disruption in course of the business can result in losses.                         | 1. Identifying risks in the market<br>2. Analysing risk levels and assessing the severity of the risk.<br>3. Monitoring and evaluating risks and the risk management system periodically.<br>4. Appointing right set of people to evaluate the risks and plan the strategy to face the risks. |
| <b>Quality Risk</b>     | Risk of the product not being of upmost quality and other issues such adulteration, contamination  | Setting up of a standard production process, robust quality control process, advanced manufacturing process, planning   |

|                        |  |   |
|------------------------|--|---|
|                        | or tampering, which may result in product being recalled can lead to financial losses.   | preventive and corrective activities are adopted by the Company to mitigate this risk.  |
| <b>Regulatory Risk</b> | Inability to comply with the applicable laws and regulations may lead to stringent penalties, claims and reputational damage.                | With efficient corporate governance practices, the Company ensures its functions are aligned with the industry.   |
| <b>Raw Material</b>    | Continuous change in prices can result in costly raw material which can increase cost of production and further cause losses to the Company. | Sourcing of the highest grade materials, incoming raw material testing and inspection, dual sourcing of raw material and customer-specific raw material requirements are the steps adopted by the Company to lower raw material risk. |

## F) INTERNAL CONTROL SYSTEM AND ADEQUACY

The Company has a well-framed internal control system commensurate with the size and nature of its business. These internal controls ensure safeguarding of assets from unauthorised use or disposition, proper recording and reporting of all transactions and compliance with applicable regulatory requirements. The internal control systems are reviewed and modified continually to keep up with the changes in business environment and statutory requirements.

## G) FINANCIAL PERFORMANCE WITH RESPECT TO OPERATIONAL PERFORMANCE

### Summary of the Results of Operation:

| <i>Particulars</i>   | <b>(in lacs)</b>                    |                    |
|--|-------------------------------------|--------------------|
|  | <b>For the year ended March 31,</b> |                    |
|  | <b><u>2022</u></b>                  | <b><u>2021</u></b> |
| <i>Revenue:</i>  |                                     |                    |
| <i>Revenue From Operations (Net Of Taxes)</i>  | 16,154.55                           | 32,800.93          |
| As a % of Total Revenue  | 99.45%                              | 99.40%             |
| <i>Other Income</i>  | 88.88                               | 197.29             |
| As a % of Total Revenue  | 0.55%                               | 0.60%              |
| <i>Total Revenue</i>   | <b>16,243.43</b>                    | <b>32,998.22</b>   |
| <i>Expenses:</i>   |                                     |                    |
| <i>Cost of Material Consumed</i>   | 15,805.50                           | 31,879.92          |
| <i>Purchase Of Stock-in-Trade</i>  | -                                   | -                  |
| <i>Changes in Inventories of Finished Goods, Work-In-Progress and Stock-in Trade</i> | 2,660.06                            | 670.55             |
| <i>Employee Benefit Expenses</i>   | 298.67                              | 327.69             |
| <i>Financial Cost</i>  | 633.86                              | 508.96             |
| <i>Depreciation and Amortization Expenses</i>  | 132.45                              | 183.48             |
| <i>Other Expenses</i>  | 772.99                              | 1,279.15           |
| <i>Total Expenses</i>  | <b>20,303.53</b>                    | <b>34,849.75</b>   |
| As a % of Total Revenue  | 124.99%                             | 105.61%            |

|   |                   |                   |
|---|-------------------|-------------------|
| <i>Profit/(Loss) before exceptional items and tax</i> | <b>(4,060.10)</b> | <b>(1,851.53)</b> |
| <i>As a % of Total Revenue</i>                        | (24.99%)          | (5.61%)           |
| <i>Less: Exceptional Items</i>                        |                   | -                 |
| <i>Profit before tax</i>                              | <b>(4,060.10)</b> | <b>(1,851.53)</b> |
| <i>As a % of Total Revenue</i>                        | (24.99%)          | (5.61%)           |
| <i>Tax expense :</i>                                  |                   |                   |
| <i>Current Tax</i>                                    | -                 | -                 |
| <i>MAT Credit Utilization</i>                         | -                 | -                 |
| <i>Income Tax relating to earlier year</i>            | 0.17              | 12.89             |
| <i>Deferred Tax</i>                                   | (1,163.99)        | (481.41)          |
| <i>Total Tax Expenses</i>                             | <b>(1,163.82)</b> | <b>(468.52)</b>   |
| <i>As a % of Total Revenue</i>                        | (7.16%)           | (1.42%)           |
| <i>Profit/(Loss) for the period after tax- PAT</i>    | <b>(2,896.28)</b> | <b>(1,383.01)</b> |
| <i>As a % of Total Revenue</i>                        | (17.83%)          | (4.19%)           |

Over View of Result of Operations and Comparison of Financial Year ended 31<sup>st</sup> March, 2022 with Financial Year ended 31<sup>st</sup> March, 2021.

#### **Net Sales**

The Net Sales of the Company has decreased from Rs. 32,592.01Lacs in F.Y. 2020-21 to Rs. 16,044.31 Lacs in F.Y. 2021-22.

The decrease is mainly due to: -

- i) Impact of Covid-19
- ii) Shortage of working capital.

#### **Other operating Income**

The Other Operating Income of the company has decreased from Rs. 208.92 Lacs in F.Y. 2020-21 to Rs.110.24 Lacs in F.Y. 2021-22. The decrease is mainly due to impact of Covid-19 and lower Job work income.

#### **Other Income: -**

The Other Income of the Company has decreased from Rs.197.29 Lacs in F.Y.2020-21 to Rs.88.88 Lacs in F.Y.2021-22.

#### **Expenditure: -**

The Expenditure of the Company has decreased from Rs. 34,849.75 Lacs in F.Y.2020-21 to Rs. 20,303.53 Lacs in F.Y.2021-22. The decrease is mainly due to decrease in Turnover.

#### **Net Profit / (Loss) after Tax and Extra Ordinary Items:-**

The Loss after Tax has increased from Rs.(1383.01)Lacs in the F.Y.2020-21 to Rs.(2896.28) Lacs in F.Y.2021-22. Due to COVID-19 and resultant lockdown, business and profitability of the company was adversely affected. Due to deterioration, the stock which was found unfit for human consumption was identified as deteriorated stock & valued at realizable value which resulted in loss of approx. Rs. 3381.31 Lacs.

## H. MATERIAL DEVELOPMENT IN HUMAN RESOURCES/ INDUSTRIAL RELATION FRONT, INCLUDING NUMBER OF PEOPLE EMPLOYED.

Human capital is the most essential part of the Company. The Company keeps promoting a collaborative work environment where all the employees feel safe and a part of the Company. The Human Resources policies of the Company are aimed at attracting, nurturing and retaining talent in a constantly evolving business environment while ensuring trust, transparency and teamwork amongst its employees.

## I. RATIOS ANALYSIS (MARCH,2022)

| S.No | Particulars                 | 2022    | 2021   | Change in % | Reason   |
|------|-----------------------------|---------|--------|-------------|--|
| i)   | Debtor Turnover Ratio       | 5.00    | 9.65   | -48.19      | Due to fall in Revenue   |
| ii)  | Inventory Turnover          | 3.61    | 5.19   | -30.44      | Due to fall in Revenue   |
| iii) | Interest Coverage Ratio     | NA      | NA     | NA          | NA   |
| iv)  | Current Ratio               | 1.02    | 1.62   | -37.04      | Due to loss during the year                                      |
| v)   | Debt Equity Ratio           | 0.51    | 0.12   | 325.00      | Due to loss during the year and non-re-payment of instalment due |
| vi)  | Operating Profit Margin (%) | (18.37) | (4.79) | 283.50      | Due to Increase in Loss  |
| vii) | Net Profit Margin (%)       | (17.83) | (4.22) | 324.88      | Due to Increase in Loss  |

## J. DETAILS OF ANY CHANGE IN RETURN ON NET-WORTH AS COMPARED TO THE IMMEDIATELY PREVIOUS FINANCIAL YEAR ALONG WITH EXPLANATION.

| Particulars                  | 2022<br>(in lacs) | 2021<br>(in lacs) |
|------------------------------|-------------------|-------------------|
| <b>Paid up share capital</b> | 2043.00           | 2043.00           |
| <b>Reserve &amp; Surplus</b> | 923.22            | 3819.12           |
| <b>Net worth</b>             | <b>2966.22</b>    | <b>5862.12</b>    |
| <b>% Change</b>              | (97.629)          |                   |
| <b>Reason</b>                | Due to Loss.      |                   |

By the order of Board of  
for Tasty Dairy Specialities Limited

Date : September 03, 2022

Place : Kanpur

ATUL MEHRA

Chairman & Whole time  
Director

DIN : 00811607

MAHENDRA KUMAR  
SINGH

Executive Director

DIN : 0272750

## Annexure “E”

### COMPLIANCE CERTIFICATE (CFO CERTIFICATION)

[SEE REGULATION 17(8)]

To,  
Board of Directors,  
TASTY DAIRY SPECIALITIES LIMITED

In accordance with Regulation 17(8) of Securities and Exchange Board of India (Listing Obligations and Disclosure Requirements) Regulations, 2015, we certify that:

1. we have reviewed financial statements and the cash flow statement for the year ending 31<sup>st</sup> March, 2022 and that to the best of their knowledge and belief :
  - a. these statements do not contain any materially untrue statement or omit any material fact or contain statements that might be misleading;
  - b. these statements together present a true and fair view of the company’s affairs and are in compliance with existing accounting standards, applicable laws and regulations.
2. There are, to the best of our knowledge and belief, no transactions entered into by the company during the year which are fraudulent, illegal or violative of the company’s code of conduct.
3. We accept responsibility for establishing and maintaining internal controls for financial reporting and that we have evaluated the effectiveness of internal control systems of the company pertaining to financial reporting and we have disclosed to the auditors and the Audit Committee, deficiencies in the design or operation of such internal controls, if any, of which we are aware and the steps we have taken or propose to take to rectify these deficiencies.
4. We have indicated to the auditors and the Audit committee:
  - a. significant changes in internal control over financial reporting during the year;
  - b. significant changes in accounting policies during the year and that the same have been disclosed in the notes to the financial statements; and
  - c. instances of significant fraud of which we have become aware and the involvement therein, if any, of the management or an employee having a significant role in the company’s internal control system over financial reporting.

**FOR AND ON BEHALF OF BOARD OF DIRECTORS**

Date: - September 03, 2022

Place:- Kanpur

**RAKESH KUMAR YADAV**  
Chief Financial Officer

## **Annexure “F”**

### **DECLARATION REGARDING CODE OF CONDUCT**

All Board Members and Senior Management Personnel have, for the year ended March 31, 2022 have affirmed compliance with the Code of Conduct laid down by the Board of Directors in terms of Regulation 17 (5) of the SEBI (Listing Obligations and Disclosure Requirements) Regulations, 2015.

**Date: - September 03, 2022**

**Place:- Kanpur**

**FOR AND ON BEHALF OF BOARD OF DIRECTORS**

**ATUL MEHRA**

**Chairman & Whole Time Director**

**MAHENDRA KUMAR SINGH**

**Director**

**NARENDRA SHANKAR SATHE**

**Independent Director**

**NEERAJ KANODIA**

**Independent Director**

**VIMI SINHA**

**Independent Woman Director**



## ANNEXURE- G

### Certificate on Corporate Governance

To  
The Members of  
Tasty Dairy Specialities Limited  
D-3, UPSIDC Industrial Area,  
Jainpur Kanpur -209311

1. We have examined the compliance of conditions of Corporate Governance by **Tasty Dairy Specialities Limited** ('the Company'), for the year ended 31<sup>st</sup> March 2022, as stipulated in Securities and Exchange Board of India (Listing Obligations and Disclosure Requirements) Regulations, 2015 ('the Listing Regulations').

#### Management's Responsibility

2. The compliance of conditions of Corporate Governance is the responsibility of the Management. This responsibility includes the designing, implementing and maintaining operating effectiveness of internal control to ensure compliance with the conditions of Corporate Governance as stipulated in the Listing Regulations.

#### Auditor's Responsibility

3. Pursuant to the requirements of the Listing Regulations, our responsibility is to express a reasonable assurance in the form of an opinion as to whether the company has complied with the conditions of corporate governance as stated in paragraph 2 above. Our responsibility is limited to examining the procedures and implementation thereof, adopted by the company for ensuring the compliance with the conditions of Corporate Governance. It is neither an audit nor an expression of opinion on the financial statements of the company.
4. We have examined the books of account and other relevant records and documents maintained by the Company for the purpose of providing reasonable assurance on the compliance with Corporate Governance requirements by the Company.

#### Opinion

5. Based on the procedures performed by us and to the best of our information and according to the explanations provided to us, in our opinion, the Company has complied, in all material respects, with the conditions of corporate governance as stipulated in the Listing Regulations during the year ended 31<sup>st</sup> March, 2022.

We state that such compliance is neither an assurance as to the future viability of the Company nor the efficiency or effectiveness with which the management has conducted the affairs of the company.

#### Restrictions on use

6. This certificate is issued solely for the purpose of complying with the aforesaid regulations and may not be suitable for any other purpose.

**For GSK & Associates**  
**Company Secretaries**  
**FRN: P2014UP036000**

**Saket Sharma**  
**Partner**  
**(C.P. No.: 2565)**  
**M. No: F4229**  
**UDIN: F004229D000430974**  
**PR No.: 2072/2022**

**Date: 30.05.2022**  
**Place: Kanpur**

## ANNEXURE “H”

### CERTIFICATE OF NON-DISQUALIFICATION OF DIRECTORS

(pursuant to Regulation 34(3) and Schedule V Para C clause (10)(i) of the SEBI (Listing Obligations and Disclosure Requirements), Regulations, 2015

To,  
**The Members of**  
**Tasty Dairy Specialities Limited**  
**D-3, UPSIDC Industrial Area,**  
**Jainpur Kanpur -209311**

We have examined the relevant registers, records, forms, returns and disclosures received from the Directors of **Tasty Dairy Specialities Limited** having CIN: **L15202UP1992PLC014593** and having registered office at **D-3, UPSIDC Industrial Area,**

**Jainpur Kanpur -209311** (hereinafter referred to as ‘the company’), produced before us by the Company for the purpose of issuing this Certificate, in accordance with Regulation 34(3) read with Schedule V Para-C Sub clause 10(i) of the Securities Exchange Board of India (Listing Obligations and Disclosure Requirements), Regulations, 2015.

In our opinion and to the best of my/our information and according to the verifications (including Directors Identification Number(DIN) status at the portal [www.mca.gov.in](http://www.mca.gov.in)) as considered necessary and explanations furnished to us by the Company & its officers, we, hereby certify that none of the Directors on the Board of the Company as stated below for the Financial Year ending on 31<sup>st</sup> March, 2022 have been debarred or disqualified from being appointed or continuing as Directors of companies by the Securities and Exchange Board of India, Ministry of Corporate Affairs, or any such other Statutory Authority.

| Sr. No. | Name of Director       | DIN      | Date of Appointment in Company |
|---------|------------------------|----------|--------------------------------|
| 1       | Atul Mehra             | 00811607 | 30.07.1992                     |
| 2       | Mahendra Kumar Singh   | 02727150 | 10.08.2009                     |
| 3       | Narendra Shankar Sathe | 07195257 | 28.05.2015                     |
| 4       | Neeraj Kanodia         | 07195262 | 28.05.2015                     |
| 5       | Vimi Sinha             | 07311247 | 24.10.2015                     |

**Note:**

- *Mr. Ashok Kumar Tripathi, Independent Director of the Company resigned from the post of directorship w.e.f. 12<sup>th</sup> March, 2022*

Ensuring the eligibility of for the appointment/ continuity of every Director on the Board is the responsibility of the management of the Company. Our responsibility is to express an opinion on these based on our verification. This certificate is neither an assurance as to the future viability of the Company nor of the efficiency or effectiveness with which management has conducted the affairs of the Company.

**For GSK & Associates  
Company Secretaries  
FRN: P2014UP036000**

**Saket Sharma  
(Partner)  
C.P. No: 2565  
M. No: F4229  
UDIN: F004229D000431425  
PR No.: 2072/2022**

**Date: 30.05.2022  
Place: Kanpur**

## ANNEXURE "I"

### SECRETARIAL AUDIT REPORT

FOR THE YEAR ENDED 31<sup>ST</sup> MARCH, 2022

[Pursuant to Section 204(1) of the Companies Act, 2013 and Rule no. 9 of the Companies (Appointment and Remuneration of Managerial Personnel) Rules, 2014]

To  
The Members  
Tasty Dairy Specialities Limited  
D-3, UPSIDC Industrial Area,  
Jainpur Kanpur -209311

We have conducted the secretarial audit of the compliance of applicable statutory provisions and the adherence to good corporate practice by **Tasty Dairy Specialities Limited (CIN: L15202UP1992PLC014593)** (hereinafter called the company). Secretarial Audit was conducted in a manner that provided us a reasonable basis for evaluating the corporate conducts/statutory compliances and expressing our opinion thereon.

Based on our verification of the Company's books, papers, minute books, forms and returns filed and other records maintained by the Company and also the information provided by the Company, its officers, agents and authorized representatives during the conduct of secretarial audit, we hereby report that in our opinion, the Company has, during the year ended on 31<sup>st</sup> March, 2022, proper Board-processes and compliance-mechanism in place to the extent, in the manner and subject to the reporting made hereinafter:

We have examined the books, papers, minute books, forms and returns filed and other records maintained by the Company for the financial year ended on 31<sup>st</sup> March, 2022 according to the provisions of:

#### I.

- The Companies Act, 2013 (the Act) and the rules made thereunder.
- The Securities Contracts (Regulation) Act, 1956 ('SCRA') and the rules made thereunder;
- The Depositories Act, 1996 and the Regulations and bye-laws framed thereunder;
- Foreign Exchange Management Act, 1999 and the rules and regulations made thereunder to the extent of Foreign Direct Investment, Overseas Direct Investment and External Commercial Borrowings, **(Not applicable during the year)**;
- The following Regulations and Guidelines prescribed under the Securities and Exchange Board of India Act, 1992 ('SEBI Act'):-
  - a. The Securities and Exchange Board of India (Substantial Acquisition of Shares and Takeovers) Regulations, 2011, as amended from time to time;

- b. The Securities and Exchange Board of India (Prohibition of Insider Trading) Regulations, 2015, as amended from time to time;
- c. The Securities and Exchange Board of India (Issue of Capital and Disclosure Requirements) Regulations, 2018, **(Not applicable to the Company during the audit period);**
- d. The Securities and Exchange Board of India (Listing Obligations and Disclosure Requirements) Regulations, 2015; as amended from time to time;
- e. The Securities and Exchange Board of India (Employee Stock Option Scheme and Employee Stock Purchase Scheme) Guidelines, 1999 and The Securities and Exchange Board of India (Share Based Employee Benefits) Regulations, 2014 notified on 28<sup>th</sup> October, 2014 **(Not applicable to the Company during the audit period);**
- f. The Securities and Exchange Board of India (Issue and Listing of Debt Securities) Regulations, 2008 **(Not applicable to the Company during the audit period);**
- g. The Securities and Exchange Board of India (Registrar to an Issue and Share Transfer Agents) Regulations, 1993, regarding the Companies Act and dealing with client;
- h. The Securities and Exchange Board of India (Delisting of Equity Shares) Regulations, 2009 **(Not applicable to the Company during the audit period);**
- i. The Securities and Exchange Board of India (Buyback of Securities) Regulations, 1998 **(Not applicable to the Company during the audit period);** and

During the year under review the Company has complied with the provisions of the Act, Rules, Regulations, etc. mentioned above

## II.

- Food Safety and Standards Act, 2006 and Food Safety and Standard Rules, 2011
- The Water (Prevention and Control of Pollution) Act, 1974 and rules made thereunder
- The Air (Prevention and Control of Pollution) Act, 1981 and rules made thereunder
- The Environment (Protection) Act 1986 (covered under Water (Pollution Control Board) Act, 1974)
- Factories Act 1948 as amended in 1987.
- Workmen's Compensation Act, 1923.
- Employees' Provident Funds And Miscellaneous Provisions Act, 1952 as amended from time to time and rules made thereunder
- Employees' State Insurance Act, 1948 as amended from time to time and rules made thereunder
- Payment of Wages Act, 1936 as amended from time to time and rules made thereunder
- The Payment of Bonus Act, 1965 as amended from time to time and rules made thereunder
- The Central Goods and Services Act, 2017 (GST)
- Income Tax Act, 1961
- Child Labour (Prohibition and Regulation) Act, 1986.
- Uttar Pradesh Fire Prevention and Fire Safety Act, 2005
- Contract Labour (Regulation and Abolition) Act, 1970 as amended from time to time and rules made thereunder
- Minimum Wages Act, 1948 as amended from time to time and rules made thereunder

- Indian Contract Act, 1872.
- Transfer of Property Act, 1882.
- The Consumer Protection Act, 1986
- Payment of Gratuity Act, 1972.
- Equal Remuneration Act, 1976.
- Bureau of Indian Standard Act, 1986.
- Agriculture Produce (Grading and Marking) Act, 1937("AGMARK")
- The Indian Boilers Act, 1923
- Agriculture and Processed Food Products Export Development Authority (APEDA Act, 1985)
- Legal Metrology Act, 2009 and Weights And Measurement Act, 1985.
- Trademark Act, 1999.
- Collection of Statistics Act, 2008.
- Export (Quality Control and Inspection) Act, 1963
- The Uttar Pradesh Krishi Utpadan Mandi Adhiniyam, 1964.
- Stamp Duty Act (UP)
- The Sexual Harassment of women at Workplace (Prevention , Prohibition and Redressal) Act,2013

During the year under review the Company has filed periodical returns and has not received any show cause notice and has generally complied with the provisions of the Act, Rules, Regulations, Guidelines, Standards, etc. mentioned above.

We have relied on the representation made by the Company and its officers on systems and mechanism formed by the Company for compliance under the Act, Laws and Regulations to the Company.

We have also examined compliance with the applicable clauses of the following:-

- a. Secretarial Standards issued by The Institute of Company Secretaries of India
- b. The Listing Agreement entered into by the Company with BSE Limited

**We further report that:**

The Board of Directors of the Company is duly constituted with proper balance of Executive Directors, Non-Executive Directors and Independent Directors.

Adequate notice is given to all directors to schedule the Board Meetings, agenda and detailed notes on agenda were sent in advance, and a system exists for seeking and obtaining further information and clarifications on the agenda items before the meeting and for meaningful participation at the meeting.

Majority decision is carried through while there has been no member dissenting from the decisions arrived.

**We further report that** there are adequate systems and processes in the Company commensurate with the size and operations of the Company to monitor and ensure compliance with applicable laws, rules, regulations and guidelines.

**We further report that** Mr. Ashok Kumar Tripathi, Independent Director of the Company resigned from the post of directorship w.e.f. 12<sup>th</sup> March, 2022.

**We further report that** the listed entity has complied with the provisions of the above Regulations and circulars/ guidelines issued thereunder, except in respect of matter specified below:

1. Non Compliance with respect to the submission of Financial Results for the year ended March 2021, within the timelines specified in Regulation 33 to the Exchange and BSE Limited had charged penalty of Rs. 82,600/- for the same.
2. During the Audit Period, the Company has timely given intimations to stock exchange except regarding default in repayment of various Loan Accounts.

**For GSK & Associates**  
**Company Secretaries**  
**FRN: P2014UP036000**

**Saket Sharma**  
**Partner**  
**(Membership No.: F4229)**  
**(CP No.: 2565)**  
**UDIN: F004229D000430567**  
**PR No.: 2072/2022**  
**Date: 30.05.2022**  
**Place: Kanpur**



# Report on Corporate Governance

The Directors of **Tasty Dairy Specialities Limited** (“the Company”) have pleasure in presenting the Company’s Report on Corporate Governance for the Financial Year 2021-22 in pursuant to Regulation 34(3) read with Schedule V and other applicable provisions of the Securities and Exchange Board of India (Listing Obligations and Disclosure Requirements) Regulations, 2015 (‘SEBI Listing Regulation’).

## 1. COMPANY’S PHILOSOPHY ON CODE OF CORPORATE GOVERNANCE

The Company believes that adherence to sound corporate governance principles is the best tool to achieve desired goal for creation of long term wealth with transparency and business ethics for all its Stakeholders viz., Shareholders, Employees, Customers, etc. A Report on compliance with the principles of Corporate Governance as prescribed by the Securities and Exchange Board of India (SEBI) in Chapter IV read with Schedule V of the SEBI (Listing Obligations and Disclosure Requirements) Regulations, 2015 (hereinafter referred to as “SEBI Regulations”) is given below:

## 2. BOARD OF DIRECTORS

### Composition:

The Board comprises of 5 (Five) Directors, out of which 3 (Three) Directors are Independent Directors as on 31st March,2022. The maximum tenure of the Independent Directors is in compliance with the Companies Act, 2013 (hereinafter referred to as “the Act”). The present strength of the Board reflects judicious mix of professional and competent Directors having sound knowledge, which enables the Board to provide effective leadership to the Company. The composition of the Board of Directors is in conformity with the SEBI Regulations. All the Directors other than Independent Directors are liable to retire by rotation.

All the Directors are compliant with the provisions of the Act and SEBI Regulations. The composition of the Board of Directors and the number of Directorships and Committee positions held by them as on 31<sup>st</sup> March, 2022 are as under:

| S.no. | Name of Director     | Category                       | Board Meetings during the FY 2021-22 |          | Attendance at the last AGM |          | No. of Directorships In other Public Companies | No. of committee position held in other Public Companies |  |
|-------|----------------------|--------------------------------|--------------------------------------|----------|----------------------------|----------|--|--|--|
|       |                      |                                | Held during the tenure               | Attended | AGM Held on 30/09/2021     | Chairman |  | Member   |  |
| 1     | Atul Mehra           | Chairman & Whole time Director | 6                                    | 5        | YES                        | 0        | 0  | 0  |  |
| 2     | Mahendra Kumar Singh | Executive Director             | 6                                    | 6        | YES                        | 0        | 0  | 0  |  |

|   |                          |  |   |   |     |   |   |   |
|---|--------------------------|--|---|---|-----|---|---|---|
| 3 | Narendra Shankar Sathe   | Independent Director                                   | 6 | 6 | YES | 0 | 0 | 0 |
| 4 | Neeraj Kanodia           | Independent Director                                   | 6 | 6 | YES | 0 | 0 | 0 |
| 5 | Vimi Sinha               | Independent Director                                   | 6 | 4 | YES | 0 | 0 | 0 |
| 6 | Dr. Ashok Kumar Tripathi | Independent Director (till 12 <sup>th</sup> March, 22) | 6 | 2 | YES | 0 | 0 | 0 |

**Note :**

1. The Directorships held by the Directors, as mentioned above excludes alternate directorships, directorships in foreign companies, Companies under Section 8 of the Act and Private Limited Companies, which are not the subsidiaries of Public Limited Companies.
2. Includes only Audit Committee and Stakeholders' Relationship Committee of public limited companies
3. None of the Directors have any inter-se relationship among themselves.
4. None of Director is having directorship in any other Listed public company.

**Core Skills/Expertise/Competencies of the Board of Directors:**

Matrix setting out core skills/expertise/competencies identified by the Board of Directors as required in the context of its business(es) and sector(s) for an efficient functioning and those actually available with the Board:

| Areas of skills/expertise required          | Description  | Skills/expertise actually available with the Board | Directors having skills/expertise  |
|---|--|--|--|
| Milk Processing and Dairy Products Industry | Having expertise in Milk processing and packaging and value added products of dairy and business development.  | Yes  | Atul Mehra<br>Mahendra Kumar Singh   |
| Strategic Planning and management           | Ability to think strategically, identify and assess strategic opportunities and threats in light of organization's strengths and weaknesses, appreciation of long-term trends, strategic choices, experience in guiding and leading management teams to make decisions in uncertain environments.                                  | Yes  | Atul Mehra<br>Mahendra Kumar Singh   |
| Corporate Governance, ethics and values     | Experience in development and application of corporate governance practices and principles, serving and balancing the best interests of all stakeholders, maintaining accountability and responsibilities of Board and management, building long-term and effective stakeholders engagements, driving corporate ethics and values. | Yes  | Atul Mehra<br>Mahendra Kumar Singh<br>Neeraj Kanodia<br>Narendra Shankar Sathe<br>Vimi Sinha |
| Risk Management and Regulatory Compliance   | Regulatory framework knowledge, ability to identify key risks to the Company in a wide range of areas including legal and  | Yes  | Atul Mehra<br>Mahendra Kumar Singh   |

|                                     |  |     |  |
|-------------------------------------|--|-----|--|
|                                     | regulatory compliance and taking effective steps for risk mitigation.  |     |  |
| Financial and Management accounting | Comprehensive understanding of financial and management accounting and reporting as well as controls and analysis                                      | Yes | Atul Mehra<br>Narendra Shankar Sathe<br>Neeraj Kanodia<br>Vimi Sinha |
| Sales, Marketing & Brand building   | Experience in developing strategies to grow sales and market share, build brand awareness and brand equity and enhance enterprise value and reputation | Yes | Mahendra Kumar Singh<br>Vimi Sinha                                   |

#### **Independent Directors confirmation by the Board**

All the Independent Directors have confirmed that they meet the criteria of independence as laid down under Regulation 16(1)(b) of the SEBI(LODR) Regulations and Section 149(6) of the Companies Act,2013. In the opinion of the Board, the independent directors fulfill the conditions of independence specified in Section 149(6) of the Companies Act,2013 and Regulation 16(1)(b) of the SEBI(LODR)Regulations and they are also independent of the management.

#### **Reasons for resignation of Independent Director who resigns before the expiry of tenure:**

Mr. Ashok Kumar Triptahi, Independent Director of the company resigned on 12<sup>th</sup> March, 2022 on account of personal reason and other professional commitments and there were no other material reasons.

#### **Board Meetings:**

6 (Six) Board meetings were held during the year under review and the gap between two meetings did not exceeds 120days. The dates on which the Board Meeting were held during the Financial Year and attendance on the same are as follows:

| S.no. | Date               | Board Strength | No. of Directors present |
|-------|--------------------|----------------|--------------------------|
| 1     | 11 June, 2021      | 6              | 5                        |
| 2     | 14 July, 2021      | 6              | 5                        |
| 3     | 13 August, 2021    | 6              | 4                        |
| 4     | 02 September, 2021 | 6              | 6                        |
| 5     | 14 November, 2021  | 6              | 4                        |
| 6     | 14 February, 2022  | 6              | 5                        |

Note : One circular Resolution passed by board of directors on 31.03.2022

### 3. AUDIT COMMITTEE:

The constitution and terms of reference of Audit Committee of the Company are in compliance with provisions of the Act and the SEBI Regulations. The Audit Committee acts as a link among the Management, the Statutory Auditors, Internal Auditors and the Board of Directors to oversee the financial reporting process of the Company.

The Committee's purpose is to oversee the quality and integrity of accounting, auditing and financial reporting process including review of the internal audit reports and action taken report.

#### Composition:

The Committee's composition meets the regulatory requirements mandated by the Act and SEBI Regulations. The Chairman of the Audit Committee is a Non-Executive and Independent Director. During the Financial Year 2021-22, 5 (five) Meetings were held on 11 June, 2021, 14 July, 2021, 13 August, 2021, 14 November, 2021, 14 February, 2022. The present composition of the Audit Committee and particulars of meetings attended by them are given below:

| Name                       | Chairperson / Member | Category                             | No. of Meetings during FY 2021-22 |          |
|----------------------------|----------------------|--------------------------------------|-----------------------------------|----------|
|                            |                      |                                      | Held during the tenure            | Attended |
| Mr. Neeraj Kanodia         | Chairman             | Independent & non-Executive Director | 5                                 | 5        |
| Mr. Narendra Shankar Sathe | Member               | Independent & non-Executive Director | 5                                 | 5        |
| *Mr. Ashok Kumar Tripathi  | Member               | Independent & non-Executive Director | 5                                 | 4        |

**Note :** \*Mr. Ashok Kumar Tripathi resigned on 12 March, 2022 with immediate effect, and in their place Mr. Mahendra Kumar Singh, Executive director (w.e.f. 31.03.2022) and Mrs. Vimi Sinha, Independent Woman Director (w.e.f. 30.05.2022) has been appointed. Therefore, new composition of Audit Committee is as below:

| Name                       | Chairperson / Member | Category  |
|----------------------------|----------------------|---|
| Mr. Neeraj Kanodia         | Chairman             | Independent & non-Executive Director                |
| Mr. Narendra Shankar Sathe | Member               | Independent & non-Executive Director                |
| Mr. Mahendra Kumar Singh   | Member               | Executive Director                                  |
| Mrs. Vimi Sinha            | Member               | Independent Woman Director & non-Executive Director |

The Company Secretary acts as the Secretary to the Committee.

**Terms of Reference:** The terms of reference of the Audit Committee are broadly as under:

1. Oversight of the Company's financial reporting process and the disclosure of its financial information to ensure that the financial statement is correct, sufficient and credible;
2. Recommendation for appointment, remuneration and terms of appointment of auditors of the Company;
3. Approval of payment to Statutory Auditors for any other services rendered by the Statutory Auditors;
4. Reviewing, with the management, the annual financial statements and auditor's report thereon before submission to the Board for approval, with particular reference to:
  - a) Matters required to be included in the Director's Responsibility Statement to be included in the Board's report in terms of clause (c) of sub-section 3 of Section 134 of the Companies Act, 2013.
  - b) Changes, if any, in accounting policies and practices and reasons for the same.
  - c) Major accounting entries involving estimates based on the exercise of judgment by the management.
  - d) Significant adjustments made in the financial statements arising out of audit findings.
  - e) Compliance with listing and other legal requirements relating to financial statements. f) Disclosure of any related party transactions. g) Qualifications in the draft audit report.
5. Reviewing, with the management, the quarterly financial statements before submission to the Board for approval;
6. Reviewing, with the management, the statement of uses / application of funds raised through an issue (public issue, rights issue, preferential issue, etc.), the statement of funds utilized for purposes other than those stated in the offer document / prospectus / notice and the report submitted by the monitoring agency, monitoring the utilisation of proceeds of a public or rights issue, and making appropriate recommendations to the Board to take up steps in this matter;
7. Review and monitor the Auditor's independence and performance, and effectiveness of audit process;
8. Approval or any subsequent modification of transactions of the Company with related parties;
9. Scrutiny of inter-corporate loans and investments;
10. Valuation of undertakings or assets of the Company, wherever it is necessary;
11. Evaluation of internal financial controls and risk management systems;
12. Reviewing, with the management, the performance of statutory and internal auditors, adequacy of the internal control systems;
13. Reviewing the adequacy of internal audit function, if any, including the structure of the internal audit department, staffing and seniority of the official heading the department, reporting structure coverage and frequency of internal audit;
14. Discussion with internal auditors of any significant findings and follow up there on;
15. Reviewing the findings of any internal investigations by the internal auditors into matters where there is suspected fraud or irregularity or a failure of internal control systems of a material nature and reporting the matter to the Board;
16. Discussion with Statutory Auditors before the audit commences, about the nature and scope of audit as well as post-audit discussion to ascertain any area of concern;
17. To look into the reasons for substantial defaults, if any, in the payment to the depositors, debenture holders, shareholders (in case of non-payment of declared dividends) and creditors;
18. To review the functioning of the Whistle Blower mechanism;

19. Approval of appointment of CFO after assessing the qualifications, experience and background, etc. of the candidate;
20. Carrying out any other function as is mentioned in the terms of reference of the Audit Committee.

**Review of Information by Audit Committee:**

1. The Management discussion and analysis of financial condition and results of operations.
2. Statement of significant related party transactions submitted by management.
3. Management letters / letters of internal control weaknesses issued by the Statutory Auditors.
4. Internal audit reports relating to internal control weaknesses and
5. The appointment, removal and terms of remuneration of the Internal Auditor.
6. Statement of deviations

#### 4. NOMINATION AND REMUNERATION COMMITTEE:

The constitution and terms of reference of Nomination and Remuneration Committee of the Company are in compliance with provisions of the Act and the SEBI Regulations.

**(i) Composition:** During the financial year 2021-22, 1 (One) meeting of “Nomination and Remuneration Committee” were held on 24<sup>th</sup> March, 2022. The composition of the Committee and the details of meeting attended by the members of the Committee are given below:

| Name                              | Chairperson / Member | Category                             | No. of Meetings during FY 2021-22 |          |
|-----------------------------------|----------------------|--------------------------------------|-----------------------------------|----------|
|                                   |                      |                                      | Held during the tenure            | Attended |
| <b>Mr. Narendra Shankar Sathe</b> | Chairman             | Independent & non-Executive Director | 1                                 | 1        |
| <b>Mr. Neeraj Kanodia</b>         | Member               | Independent & non-Executive Director | 1                                 | 1        |
| <b>Mrs. Vimi Sinha</b>            | Member               | Independent & non-Executive Director | 1                                 | 1        |

**(ii) Term of Reference:**

The broad terms of reference of Nomination and Remuneration Committee are as under:

- (a) Formulation of the criteria for determining qualifications, positive attributes and independence of a director and recommend to the Board a policy, relating to the remuneration of the directors, key managerial personnel and other employees;
- (b) Formulation of criteria for evaluation of Independent Directors and the Board;
- (c) Devising a policy on Board diversity;
- (d) Identifying persons who are qualified to become directors and who may be appointed in senior management in accordance with the criteria laid down and recommend to the Board their appointment and removal and shall carry out evaluation of every director’s performance.
- (e) Recommendation to the Board, all remuneration, in whatever form, payable to senior management.
- (f) To carry out any other function as is mandated by the Board from time to time and / or enforced by any statutory notification, amendment or modification, as may be applicable.
- (g) To perform such other functions as may be necessary or appropriate for the performance of its duties. The Company Secretary acts as the Secretary to the Committee.

## 5. STAKEHOLDERS' RELATIONSHIP COMMITTEE:

The constitution and terms of reference of Stakeholders' Relationship Committee of the Company are in compliance with provisions of the Act and the SEBI Regulations.

During the year 2021-22, 1 meeting of "Stakeholders' Relationship Committee" held on 03 November, 2021.

The Composition of "Stakeholders' Relationship Committee" and the details of the meetings attended by its members are as follows:

| Name                       | Chairperson / Member  | Category                             | No. of Meetings during FY 2021-22 |          |
|----------------------------|-----------------------|--------------------------------------|-----------------------------------|----------|
|                            |                       |                                      | Held during the tenure            | Attended |
| Mr. Narendra Shankar Sathe | Chairman              | Independent & non-Executive Director | 1                                 | 0        |
| Mr. Neeraj Kanodia         | Member/ Vice Chairman | Independent & non-Executive Director | 1                                 | 1        |
| Mrs. Vimi Sinha            | Member                | Independent & non-Executive Director | 1                                 | 0        |
| Mr. Atul Mehra             | Member                | Executive Director                   | 1                                 | 1        |
| Mr. Mahendra Kumar Singh   | Member                | Executive Director                   | 1                                 | 1        |

The Company Secretary acts as the Secretary to the Committee.

### Terms of Reference:

- Oversee and review all matters connected with the transfer of the Company's securities.
- Resolving the grievances of the security holders of the Company including complaints related to transfer/transmission of shares, non-receipt of annual report, non-receipt of declared dividends, issue of new/duplicate certificates, general meetings etc..
- Review of adherence to the service standards adopted by the Company in respect of various services being rendered by the Registrar & Share Transfer Agent of the Company.
- Review of measures taken for effective exercise of voting rights by shareholders.
- Review of the various measures and initiatives taken by the Company for reducing the quantum of unclaimed dividends and ensuring timely receipt of dividend warrants/annual reports/statutory notices by the shareholders of the company.
- Carry out any other function as is referred by the Board from time to time or enforced by any statutory notification / amendment or modification as may be applicable.

### i) Details of Shareholders' Complaints received and redressed during the year 2021-22:

| Date of Compliant | Compliant  | Sub Compliant | Sent Action taken Report by the Company | Matter closed by BSE after submission of reply by the Company |
|-------------------|--|---------------|---|---|
| 28 October 2021   | Non-receipt of corporate benefits / entitlements | Annual Report | 03 November, 2021                       | 30 November 2021  |

ii) **Investors' Grievance Redressal Cell:**

The Company has designated the Company Secretary of the Company as the compliance officer of the investors' grievance redressal cell. For the purpose of registering complaints by investors, the Company has designated an e-mail ID- [cs@tastydairy.com](mailto:cs@tastydairy.com)

## 6. PERFORMANCE EVALUATION AND REMUNERATION OF DIRECTORS

Pursuant to the provisions of the Act and SEBI Regulations, the Nomination and Remuneration Committee has also laid down criteria for performance evaluation of Independent Directors of the Company. The Criteria was set based on profiles, experience, contribution, dedication, regularity, aptitude, preparedness & participation, exercise of independent judgements, implementation of corporate governance practices, efforts made in safeguarding interest of all stakeholders & balancing conflict of interest etc.

### Remuneration Policy

- Remuneration to Non-Executive Directors:

The Non-Executive Directors of the Company are being paid sitting fees as follows:

1. Board Meeting : ₹ 1,100/- per meeting
2. Committees Meeting : ₹ 1,100/- per meeting

Other than sitting fees, there were no material pecuniary relationships or transactions by the Company with the Non-Executive and Independent Directors of the Company. The Company has also taken a Directors' & Officers' Liability Insurance Policy. The details of sitting fees paid to the Non-Executive Directors and their shareholding details for the financial year 2021-22 are as follows:

| Name                   | Sitting fees paid during 2021-22 | No. of shares held as on 31.03.2022 |
|------------------------|----------------------------------|-------------------------------------|
| Narendra Shankar Sathe | Rs.17000                         | 1500 shares                         |
| Neeraj Kanodia         | Rs.19000                         | 0                                   |
| Vimi Sinha             | Rs.6000                          | 0                                   |
| *Ashok Kumar Tripathi  | Rs.3000                          | 0                                   |

\*Ashok Kumar Tripathi, Independent Director resigned on 12<sup>th</sup> March, 2022 with immediate effect.

### Remuneration to Executive Directors:

The appointment of the Whole Time Director is governed by the Articles of Association of the Company and the Resolution passed by the Board of Directors and the Shareholders of the Company. No separate Service Contract is entered into by the Company with the Whole -time Director. Mr. Atul Mehra, Whole time Director is not drawing any remuneration from the Company. There is no separate provision for payment of severance fee under the resolutions governing the appointment of the Whole- time Director. The Managing Director, so long as he functions as such shall not be entitled to any sitting fees for attending any meetings of Board or Committees thereof. The Remuneration Policy containing salient features, approved by the Board of Directors is uploaded on the website of the Company at :

<http://tastydairy.com/images/NOMINATION%20AND%20REMUNERATION%20POLICY.pdf>



## 7. GENERAL BODY MEETINGS:

### Annual General Meeting:

| F.Y.    | Meeting and Venue   | Day, Date and Time  | Special Resolution passed   |
|---------|---|---|---|
| 2018-19 | 27 <sup>th</sup> AGM at Administrative Office<br>117/H-1/365, Pandu Nagar, near Gurudwara, Kanpur-208005 (U.P.) India   | Monday, 30 <sup>th</sup> September, 2019 at 11:30A.M.     | No special Resolution   |
| 2019-20 | 28 <sup>th</sup> AGM through Video Conferencing (deemed as Registered Office venue)<br>D-3, UPSIDC Industrial Area Jainpur, Kanpur Dehat -209311 (U.P.) India | Wednesday, 30 <sup>th</sup> September, 2020 at 02:30 P.M. | <b>1.</b> Re-appointment of Shri Atul Mehra (Din-00811607) as a Whole Time Director of the company and as a Whole Time Kmp and Chairman of the Company.<br><b>2.</b> Re-appointment of MR. Neeraj Kanodia (din- 07195262) as an Independent Director of the company.<br><b>3.</b> Re-appointment of Mr. Narendra Shankar Sathe (Din- 07195257) as an Independent Director of the company. |
| 2020-21 | 29 <sup>th</sup> AGM through Video Conferencing (deemed as Registered Office venue)<br>D-3, UPSIDC Industrial Area Jainpur, Kanpur Dehat -209311 (U.P.) India | Thursday, 30 <sup>th</sup> September, 2021 at 03:00 P.M.  | Nil   |

**Whether resolutions were passed through postal ballot last year, details of voting pattern: No**

**Whether any resolution is proposed to be conducted through postal ballot: No**

There is no immediate proposal for passing any Resolution through Postal Ballot. None of the businesses proposed to be transacted at the ensuing Annual General Meeting require passing a resolution through Postal Ballot.

## 8. MEANS OF COMMUNICATION:

(i) Financial Results: The quarterly/half-yearly and annual results are normally published in Financial Express (English) (Lucknow/ Delhi Edition) and Jansatta (Hindi).

(ii) The quarterly/half-yearly and annual results are also posted on Company's website – [www.tastydairy.com](http://www.tastydairy.com)

(iii) **The company's website [www.tastydairy.com](http://www.tastydairy.com) contains a separate dedicated Section on "Investors Desk" where shareholder information is available.**

The Annual Report of the Company is also available on the website in a user-friendly and downloadable form.

(iv) The management discussion and analysis report is attached with the Directors' Report in this Annual Report.

(v) Press Releases made by the Company from time to time are also displayed on the Company's website.

(vi) Corporate presentations made to institutional investors or to analysts are posted on the Company's website.

## 9. GENERAL SHAREHOLDER INFORMATION

### 1. 30<sup>th</sup> Annual General Meeting

|                           |  |
|---------------------------|--|
| <b>Day, date and time</b> | Friday, 30th September, 2022 • 02.30 P.M.                            |
| <b>Venue</b>              | Through Video Conference(V.C.)/Other Audio Visual Means (O.A.V.M.)   |
| <b>Book closure dates</b> | 24 <sup>th</sup> September, 2022 to 30 <sup>th</sup> September, 2022 |

### 2. Financial Calendar

The Company follows the period of 1st April to 31st March, as the Financial Year. For the Financial year 2022-23, Financial Results will be announced as per the following tentative schedule:

| Quarter ended                              |  |
|--|--|
| 1st quarter ending on 30th June, 2022      | 2 <sup>nd</sup> week of August, 2022   |
| 2nd quarter ending on 30th September, 2022 | 2 <sup>nd</sup> week of November, 2022 |
| 3rd quarter ending on 31st December, 2022  | 2 <sup>nd</sup> week of February, 2023 |
| Year ending on 31st March, 2023            | 4 <sup>th</sup> week of May, 2023      |

3. **Dividend:** In view of loss incurred by the Company during the year under review, the Board of Directors has not recommended dividend for the Year ended on 31st March, 2022.
4. **Listing on Stock Exchanges:** The Equity Shares of the Company are listed with the following stock exchange.

| Stock Exchanges /Type of Instruments/<br>Stock Code              | Address   | Telephone no.     |
|--|---|-------------------|
| <b>BSE Limited (BSE)<br/>Equity Shares<br/>* Equity – 540955</b> | 25th Floor, P.J. Towers,<br>Dalal Street, Mumbai -<br>400 001 | 022 - 22721233/34 |

5. **International Securities Identification Number (ISIN) :** ISIN is an identification number for traded shares. This number needs to be quoted in each transaction relating to the dematerialized equity shares of the Company. **Your Company's ISIN number for its equity shares is INE773Y01014.**
6. **Payment of Listing Fees and Depository Fees:** Annual listing fee for the year 2021-22 has been paid by the Company to BSE . Annual Custody/Issuer fee for the year 2021-22 has been paid by the Company to CDSL and NSDL, both depositories.

### 7. Location of the depositories

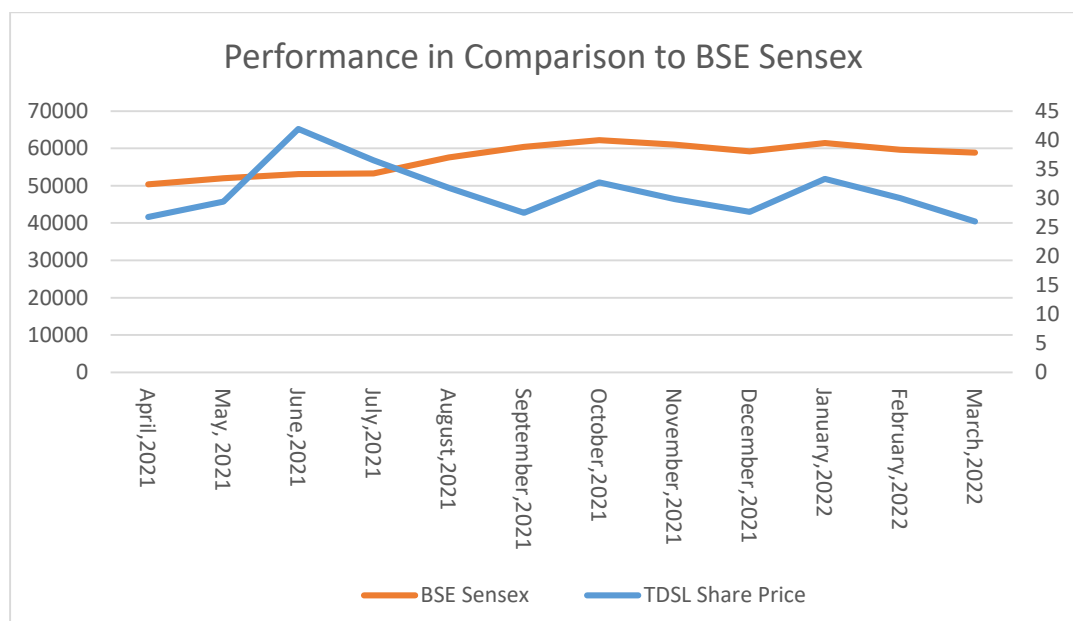
| Depository   | Address   | Telephone no.   |
|--|---|-----------------|
| National Securities Depository Ltd. (NSDL)         | Trade World, 4th Floor, Kamala Mills Compound, Senapati Bapat Marg, Lower Parel, Mumbai - 400 013 | 022 - 2499 4200 |
| Central Depository Services (India) Limited (CDSL) | Marathon Futurex, A-Wing, 25th floor, NM Joshi Marg, Lower Parel, Mumbai - 400 013                | 022 - 2302 3333 |

## 8. Market Price Data

The monthly share price data of the Company during the year 2021-22 at BSE as compared to BSE Sensex.

| Month          | BSE LIMITED |       |          |          |
|----------------|-------------|-------|----------|----------|
|                | Share Price |       | SENSEX   |          |
|                | High        | Low   | High     | Low      |
| April,2021     | 26.75       | 20.75 | 50375.77 | 47204.5  |
| May, 2021      | 29.40       | 22.10 | 52013.22 | 48028.07 |
| June,2021      | 41.95       | 27.00 | 53126.73 | 51450.58 |
| July,2021      | 36.50       | 26.40 | 53290.81 | 51802.73 |
| August,2021    | 31.80       | 23.50 | 57625.26 | 52804.08 |
| September,2021 | 27.45       | 24.00 | 60412.32 | 57263.9  |
| October,2021   | 32.70       | 22.40 | 62245.43 | 58551.14 |
| November,2021  | 29.85       | 19.65 | 61036.56 | 56382.93 |
| December,2021  | 27.65       | 21.40 | 59203.37 | 55132.68 |
| January,2022   | 33.30       | 24.35 | 61475.15 | 56409.63 |
| February,2022  | 30.00       | 20.25 | 59618.51 | 54383.2  |
| March,2022     | 26.00       | 19.95 | 58890.92 | 52260.82 |

## 9. Performance of Company's Equity Share in comparison to broad based indices such as BSE Sensex, NSE Nifty.



#### 10. Distribution of Shareholding as on March 31, 2022:

| Unit: TASTY DAIRY SPECIALITIES LIMITED                |                    |                        |                     |              |                     |
|---|--------------------|------------------------|---------------------|--------------|---------------------|
| Report Name: Distribution of Shareholding (In Rupees) |                    |                        |                     |              |                     |
| As On Date: 31/03/2022                                |                    |                        |                     |              |                     |
| SHAREHOLDING OF NOMINAL                               |                    | NUMBER OF SHAREHOLDERS | PERCENTAGE OF TOTAL | SHARE AMOUNT | PERCENTAGE OF TOTAL |
| RS.   | RS.                |                        |                     | RS.          |                     |
| 1   | 5000               | 2735                   | 69.1180             | 3818790      | 1.8692              |
| 5001  | 10000              | 403                    | 10.1845             | 3497430      | 1.7119              |
| 10001   | 20000              | 238                    | 6.0147              | 3786450      | 1.8534              |
| 20001   | 30000              | 337                    | 8.5166              | 9618470      | 4.7080              |
| 30001   | 40000              | 48                     | 1.2130              | 1753110      | 0.8581              |
| 40001   | 50000              | 51                     | 1.2889              | 2407840      | 1.1786              |
| 50001   | 100000             | 79                     | 1.9965              | 5917150      | 2.8963              |
| 100001  | 999999999999999999 | 66                     | 1.6679              | 173500760    | 84.9245             |
| <b>TOTAL</b>  |                    | 3957                   | 100.00              | 204300000    | 100                 |

\*The shareholding of the promoter and promoter group, public shareholder and non-public non-promoter shareholder has been consolidated on the basis of the PAN as per SEBI Circular SEBI/HO/CFD/CMD/CIR/P/2017/128 dated December 19, 2017. Accordingly, there is difference in no. of shareholders mentioned in Shareholding Pattern and Distribution of Shareholding as on 31.03.2021.

#### 11. Categories of Shareholders as on March 31, 2022:

| Unit: TASTY DAIRY SPECIALITIES LIMITED        |                     |                   |                   |              |            |
|---|---------------------|-------------------|-------------------|--------------|------------|
| Report Name: Shareholder Categorywise Summary |                     |                   |                   |              |            |
| As On Date: 31/03/2022                        |                     |                   |                   |              |            |
| Sr No   | Category            | Total Shareholder | % Of Shareholders | Total Shares | Percentage |
| 1   | CLEARING MEMBER     | 27                | 0.68              | 37028        | 0.18       |
| 2   | CORPORATE BODIES    | 18                | 0.45              | 524446       | 2.57       |
| 3   | NON RESIDENT INDIAN | 26                | 0.66              | 23898        | 0.12       |
| 4   | OTHER DIRECTORS     | 2                 | 0.05              | 3000         | 0.01       |
| 5   | PROMOTERS           | 8                 | 0.20              | 15219000     | 74.49      |
| 6   | PUBLIC              | 3876              | 97.95             | 4622628      | 22.63      |
| <b>TOTAL :</b>                                |                     | 3957              | 100.00            | 20430000     | 100.00     |

## 12. Dematerialization of Shares:

The Shares of the Company are compulsorily traded in dematerialized form. All the shares (20,430,000) are in dematerialized form on March 31, 2022. Entire shareholding of Promoters and Promoter Group and Public shareholdings are in dematerialised form.

## 13. Credit Ratings:

Company has obtained credit rating from Brickworks and the same has been uploaded on the website of the company. <http://tastydairy.com/images/2.%20brickwork%20rating%202021-22.pdf>

## 14. Registrar and Share Transfer Agent (RTA):

Share transfers and all other investor related matters are attended to and processed by our Registrar and Share Transfer Agent viz. M/s. Bigshare Services Private Limited.

BIGSHARE SERVICES PRIVATE LIMITED

Office No S6-2, 6th Floor, Pinnacle Business Park,  
Next to Ahura Centre, Mahakali Caves Road,  
Andheri (East) Mumbai – 400093  
Maharashtra  
Telephone 022 – 62638200  
Fax 022 – 62638299  
Mobile 7045770080  
Email - [ijbu@bigshareonline.com](mailto:ijbu@bigshareonline.com)

## 15. Share Transfer System

In terms of Regulation 40(1) of SEBI Listing Regulations, as amended, securities can be transferred only in dematerialized form w.e.f. April 1, 2019. Transfers of equity shares in electronic form are effected through the depositories with no involvement of the Company.

The Company obtained following certificate(s) from a Practicing Company Secretary and submitted the same to the stock exchanges within stipulated time:

1. Certificate confirming due compliance of share transfer formalities by the Company pursuant to Regulation 40(9) of the SEBI Listing Regulations for year ended 31st March, 2022 filed with the Stock Exchanges and
2. Certificate regarding Reconciliation of the Share Capital Audit of the Company on Quarterly basis.

## 16. Plant Locations:

D-3, UPSIDC Industrial Area  
Jainpur, Kanpur Dehat(District)  
Pincode- 209311  
Uttar Pradesh (India)

## 17. Address for Correspondence

All Communications may be sent to the Company Secretary at the following address:

### Tasty Dairy Specialities Limited

NISHI SHEIKH

Company Secretary & Compliance Officer

G-6, 12/483, Ratandham Apartment, McRobertganj, Kanpur -208001 (U.P.)

Tele fax no.: +91 512 -2551643

Email id: cs@tastydairy.com

Website: www.tastydairy.com

## 10. OTHER DISCLOSURES

### a) SUBSIDIARY COMPANIES:

Company has neither any subsidiary company nor any material subsidiary company.

#### *(i) Disclosure on materially significant related party transactions:*

None of the transactions of material nature that has been entered into by the Company with related parties as per Accounting Standards has any potential conflict with the interests of the Company at large. The related party transactions have been disclosed in the financial section of Annual Report. The Audit Committee reviewed the related party transactions undertaken by the Company in the ordinary course of business. Policy on materiality and dealing with related party transactions, approved by the Board of Directors is uploaded on the website of the Company at

<http://tastydairy.com/images/Policy%20on%20Materiality%20of%20Related%20Party%20Transactions%20and%20on%20dealing%20with%20Related%20Party%20Transactions%20approved%20at%2014.02.2022%20w.e.f.%2001.04.2022.pdf>

and <http://tastydairy.com/images/POLICY%20ON%20RELATED%20PARTY%20TRANSACTION.pdf>

### (b) Details of non-compliance by the Company:

There were no instances of non-compliance by the Company on any matters related to various capital markets or penalties imposed on the Company by the Stock Exchange or SEBI or any statutory authority during the last 3 financial years except one mentioned below:

#### Delay in submission of Financial Results within prescribed timelines:

| F.Y.    | Regulation SEBI Circular number  | Name/ Regulation Number/ circular dated | Compliance requirement (regulations/circulars/ guidelines including specific clauses)  | Deviations   | Observation details   |
|---------|--|---|--|--|---|
| 2021-22 | Securities and Exchange Board of India (Listing Obligations and Disclosure Requirements) Regulations, 2015 | 33                                      | Regulation 33 of SEBI (Listing Obligations and Disclosure Requirements) Regulation, 2015: The company is required to submit Financial Results (in the format specified by SEBI) to | Non compliance with respect to the submission of Financial Results within the time | Non Compliance with respect to the submission of Financial Results for the year ended March 2021, within the timelines specified in |

|         |  |       |  |   |  |
|---------|--|-------|--|---|--|
|         |  |       | the Exchange within Sixty days of end of Financial Year  | specified to the Exchange   | Regulation 33 to the Exchange.   |
| 2020-21 | Securities and Exchange Board of India (Listing Obligations and Disclosure Requirements) Regulations, 2015 | 44(3) | Regulation 44(3) of SEBI(LODR) Regulations, 2015, The Company is required to submit Voting Results(in the format specified by SEBI) to the Exchange within forty eight hours of conclusion of General Meeting to the exchange. | Non Compliance with respect to the submission of voting results within the time specified to the Exchange | Non Compliance with respect to the submission of voting results for the Postal Ballot convened on June 18,2020, wiithin the timelines specified in Regulation 44(3) to the Exchange. |

#### Action taken by BSE (Stock Exchange)

| F.Y.    | Action taken by | Details of violation  | Details of action taken<br>Eg fines, warning letter, debarment Etc. | Observations/remarks of the practicing Company Secretary, if any  |
|---------|-----------------|---|---|---|
| 2021-22 | BSE Limited     | Regulation 33 of SEBI (Listing Obligations and Disclosure Requirements) Regulations, 2015 | Fine of Rs.82600 (Rupees Eighty Two Thousand Six Hundred only)      | Non Compliance with respect to the submission of Financial Results for the year ended March 2021 ,within the timelines specified in Regulation 33 to the Exchange.                  |
| 2020-21 | BSE Limited     | Regulation 44(3) of SEBI (LODR) Regulations,2015  | Fine of Rs.11800(Eleven thousand Eight Hundred Rupees only)         | Non Compliance with respect to the submission of voting results for the Postal Ballot convened on June 18,2020 , within the timelines specified in Regulation 44(3)to the Exchange. |

#### (iii) Code of Conduct:

The Company has formulated and implemented a Code of Conduct for Board Members and Senior Management Personnel of the Company, which is also posted on the website of the Company. Requisite annual affirmations of compliance with the respective Codes have been made by the Directors and Senior Management of the Company.

#### (iv) CEO and CFO Certification:

The Chief Financial Officer of the Company give annual certification on financial reporting and internal controls to the Board in terms of Regulation 17(8) of the SEBI Regulations. The Managing Director and the Chief Financial Officer also give quarterly certification on financial results while placing the financial results before the Board in terms of Regulation 33 of the SEBI Regulations.

**(V) Code of Conduct to regulate, monitor and report trading by Designated Persons:**

Code of Conduct to regulate, monitor and report trading by Designated Persons, as approved by the Board of Directors, inter alia, prohibits purchase / sale of securities of the Company by Designated Persons, while in possession of unpublished price sensitive information in relation to the Company.

**(Vi) Compliance with the Mandatory Requirements of the SEBI Regulations:**

The Company has complied with all the mandatory requirements of the Code of Corporate Governance as stipulated under the SEBI Regulations and has also updated its website under Regulation 46(2) of the SEBI Regulations. It has obtained a certificate affirming the compliances from M/s. GSK & Associates, Practicing Company Secretaries, Kanpur and the same is attached to the Directors' Report (**Annexure –G**).

**(vii) Whistle Blower Policy:** The Company has adopted a Whistle Blower Policy and has established the necessary vigil mechanism in line with the requirements under the Act and the SEBI Regulations:

- For employees to report concerns about unethical behavior;
- To establish a mechanism to report to the management, concerns about unethical behavior, actual or suspected fraud or violation of the Integrity Policy; and
- To ensure that adequate safeguards shall be provided to the whistle blowers against any victimization or vindictive practices like retaliation, threat or any adverse (direct or indirect) action on their employment and direct access to the Chairperson of the Audit Committee in exceptional cases.

The Policy also ensures that strict confidentiality is maintained whilst dealing with concerns and also that no discrimination will be meted out to any person for a genuinely raised concern.

No personnel/ person have been denied access to the Audit Committee. During the year under review, there were no cases pertaining to Whistle Blower Policy.

**(viii)** The Company is not engaged in any activity involving commodity price risks or foreign exchange risk and hedging.

**(ix)** A certificate received from Mr. Saket Sharma, Practicing Company Secretary, Partner of GSK & Associates, confirming that none of the directors on the board of the company have been debarred or disqualified from being appointed or continuing as directors of companies by the Board/Ministry of Corporate Affairs or any such statutory authority, is annexed to Directors' report as (**Annexure-I**.)

**(x)** The Board had accepted all recommendations of various Committees of the Board, which were mandatorily required to be taken during the period under review.

**(xi)** Total fees for all services paid by the Company, to the statutory auditors:

The details of total fees for all services paid by the Company to the Statutory Auditors for the financial year 2021-22 are as follows:

| Name of Statutory Auditors                                    | Nature of services  | Fees paid (INR in Lacs) |
|---|---|-------------------------|
| M/s Gupta Agarwal & Sultania<br>Chartered Accountants, Kanpur | Statutory Audit Fees, Certification<br>and other fees to Auditors | Rs.3.00 Lacs            |
| <b>Total</b>  |   | <b>Rs.3.00 Lacs</b>     |



**(xii) Disclosures in relation to the Sexual Harassment of Women at Workplace (Prevention, Prohibition and Redressal ) Act,2013:**

**Status of complaints as on 31st March, 2022:**

| Particulars  | Number of complaints |
|--|----------------------|
| Number of Complaints filed during the financial year         | 0                    |
| Number of complaints disposed of during the financial year   | 0                    |
| Number of complaints pending as on end of the financial year | 0                    |

**(xiii)** Details of the familiarization programs imparted to the Independent Directors are available on the website of the company at <http://tastydairy.com/images/FAMILIARISATION%20PROGRAM%20FOR%20ID.pdf>

**(xiv) Others:**

The Company has a comprehensive and integrated risk management framework to effectively deal with uncertainty and associated risks and enhances the Organization's capacity to build value. The Risk Management framework of the Company has been designed with an objective to develop a risk culture that encourages identifying risks and responding to them with appropriate actions.

**(xv) Non-mandatory requirements**

The non-mandatory requirements have been adopted to the extent and in the manner as stated under the appropriate headings detailed below:

- Reporting of Internal Auditor

The Internal Auditors of the Company regularly report their findings of the internal audit to the Audit Committee Members.

**xvi) Disclosure in relation to Loans and Advances in the Nature of Loans to Firms/ Companies in which Directors are interested by the Company and its Subsidiaries:**

| S.no. | Name of Lender                   | Name of Borrower              | Name of Interested Director*                                 | Opening Balance as on 1 <sup>st</sup> April, 2021 | Outstanding as on 31 <sup>st</sup> March,2022 |
|-------|----------------------------------|-------------------------------|--|---|---|
|       |                                  |                               |  | Amount (in Lacs)                                  | Amount (in Lacs)                              |
| 1     | Tasty Dairy Specialities Limited | Verifresh Dairies (P) Limited | Mr. Atul Mehra and<br>Mr. Mahendra Kumar Singh<br>(Director) | 108.04  | 116.96  |

**Declaration:**

It is hereby declared that the Company has obtained affirmation from all the Members of the Board and Senior Management personnel that they have complied with the “Code of Conduct and Ethics for Board Members and Senior Management” for the year ended on 31st March 2022.

**Date: September 03, 2022**

**Place: Kanpur**

**Atul Mehra**

**Chairman & Whole time Director**

**(DIN: 00811607)**

## TASTY DAIRY SPECIALITIES LIMITED

CIN: L15202UP1992PLC014593

**Registered Office:** D-3, UPSIDC Industrial Area, Jainpur, Kanpur Dehat-209 311, Uttar Pradesh

**Administrative Office :** G-6, 12/483 Ratandham Apartment, McRobertganj, Kanpur -208001

**Telefax No.:** +91 0512 -2551643 **Website:** www.tastydairy.com

**E-Mail ID:** info@tastydairy.com

### NOTICE TO MEMBERS

Dear Members,

**NOTICE** is hereby given that 30<sup>th</sup> Annual General Meeting (“AGM”) of the Members of **Tasty Dairy Specialities Limited** will be held on Friday, September 30, 2022 at 02:30 P.M. through Video Conferencing / Other Audio Visual Means (“VC”/“OAVM”), to transact the following business.

**The Venue of the meeting shall be deemed to be the Registered Office of the company**

#### ORDINARY BUSINESSES

1. To consider and adopt the Audited Standalone Financial Statement of the Company for the financial year ended on March 31, 2022 together with the Report of the Board of Directors and report of the Auditor thereon and other reports.
2. To re-appoint a director Mr. Atul Mehra (DIN: 00811607) who retires by rotation at this Annual General Meeting and being eligible offers himself for re-appointment.

#### SPECIAL BUSINESS

3. **RATIFICATION OF REMUNERATION OF COST AUDITORS FOR THE YEAR 2022-23.**

To consider and if thought fit, to pass with or without modification the following resolution as an **Ordinary Resolution**:

**“RESOLVED THAT** pursuant to Section 148 and other applicable provisions, if any, of the Companies Act, 2013, rules made thereunder, as amended from time to time, the Company hereby ratifies the remuneration of Rs. 40,000/- (Rupees Forty Thousand only) plus applicable GST payable to M/s. Rakesh Misra & Co, Cost Accountants having Firm Registration No. 000249, as recommended by the Audit Committee and appointed as the Cost Auditors of the Company to conduct the audit of the Cost Records of the Company for the Financial year 2022-23 and as set out in the Statement annexed to the Notice convening this Meeting.”

**RESOLVED FURTHER THAT** the Board of Directors of the Company be and is hereby authorised to do all acts and take all such steps as may be necessary, proper or expedient to give effect to this resolution.”

4. **RE-APPOINTMENT OF MRS. VIMI SINHA (DIN- 07311247) AS AN INDEPENDENT WOMAN DIRECTOR OF THE COMPANY.**

To consider and if thought fit, to pass with or without modification(s), the following resolution as a Special Resolution:

**“RESOLVED THAT** pursuant to the provisions of Sections 149, 152 and other applicable provisions, if any, of the Companies Act, 2013(“the Act”) read with Schedule IV to the Act (including any statutory modification(s) or re-enactment(s) thereof, for the time being in force) and the Companies (Appointment and Qualification of Directors) Rules, 2014, as amended from time to time, and pursuant to the recommendation of the Nomination & Remuneration Committee and the Board of Directors, Mrs. Vimi Sinha (DIN: 07311247), who holds office of

Independent Woman Director up to 30<sup>th</sup> September, 2022 and who has submitted a declaration that she meets the criteria for independence as provided under Section 149(6) of the Act and Regulation 16(1)(b) of the Securities Exchange Board of India (Listing Obligation and Disclosure Requirements) Regulations, 2015 and in respect of whom the Company has received a notice in writing under Section 160(1) of the Act from a Member, signifying her intention to propose Mrs. Vimi Sinha's candidature for the office of Independent woman Director, be and is hereby re-appointed as an Independent Woman Director of the Company, not liable to retire by rotation, for a second term of five consecutive years commencing from 03<sup>rd</sup> September, 2022 upto 03<sup>rd</sup> September, 2027.

**RESOLVED FURTHER THAT** the Board of Directors of the Company (including its committee thereof) and / or Company Secretary of the Company, be and are hereby authorized to do all such acts, deeds, matters and things as may be considered necessary, desirable or expedient to give effect to this resolution."

**By the order of the Board of Directors**

**Nishi Sheikh**  
**Company Secretary & Compliance Officer**  
M. No. ACS-50043  
eCSIN- EA050043A000080691

Registered Office:  
D-3, UPSIDC Industrial Area  
Jainpur,  
Dist.: Kanpur Dehat,  
Uttar Pradesh (IN)

Date: 03<sup>rd</sup> Sept, 2022

---

## NOTES

1. In view of the ongoing Covid-19 pandemic, the Ministry of Corporate Affairs (“MCA”) has vide its Circular No. 02/2022 dated May 5, 2022, read together with Circular No. 02/2021 dated January 13, 2021, Circular No. 20/2020 dated May 05, 2020, circulars No. 19/2021 dated December 08, 2021 and Circular No. 21/2021 dated December 14, 2021 (collectively referred to as “MCA Circulars”) and SEBI Circular No. SEBI/HO/CFD/CMD2/CIR/P/2022/62 dated May 13, 2022, permitted to convene the Annual General Meeting (“AGM” / “Meeting”) through Video Conferencing (“VC”) / Other Audio Visual Means (“OAVM”), without the physical presence of the members at a common venue. In accordance with the MCA Circulars read with SEBI Circulars, provisions of the Companies Act, 2013 (‘the Act’) and the Securities and Exchange Board of India (Listing Obligations and Disclosure Requirements) Regulations, 2015 (“SEBI Listing Regulations”), the AGM of the Company is being held through VC / OAVM. The deemed venue for the AGM shall be the Registered Office of the Company at D-3 UPSIDC, Industrial Area Jainpur, Kanpur Uttar Pradesh 209311.
2. In compliance with the above MCA Circulars and SEBI Circular, Notice of the AGM along with the 30<sup>th</sup> Annual Report 2021-22 is being sent only through electronic mode to those Members whose email addresses are registered with the Company/ Depositories. Member may note that the Notice and 30<sup>th</sup> Annual Report 2021-22 will also be available on websites of the Company ([www.tastydairy.com](http://www.tastydairy.com)), websites of the stock exchanges, BSE Limited ([www.bseindia.com](http://www.bseindia.com)) on the website of NSDL at [www.evoting.nsdl.com](http://www.evoting.nsdl.com).
3. A statement pursuant to Section 102(1) of the Act, relating to the Special Business to be transacted at the AGM is provided in the Notice.
4. GENERALLY, A MEMBER ENTITLED TO ATTEND AND VOTE AT THE MEETING IS ENTITLED TO APPOINT A PROXY TO ATTEND AND VOTE ON A POLL INSTEAD OF HIMSELF / HERSELF AND THE PROXY NEED NOT BE A MEMBER OF THE COMPANY. **SINCE, THIS AGM IS BEING HELD THROUGH VC / OAVM IN PURSUANT TO THE MCA CIRCULARS, PHYSICAL ATTENDANCE OF MEMBERS HAS BEEN DISPENSED WITH.** ACCORDINGLY, THE FACILITY FOR APPOINTMENT OF PROXIES BY THE MEMBERS SHALL NOT BE AVAILABLE FOR THE AGM AND HENCE, THE PROXY FORM AND ATTENDANCE SLIP ARE NOT ANNEXED HERETO.
5. Since, the AGM will be held through VC/ OAVM, the route map of the venue of the Meeting is not annexed hereto.
6. In terms of the provisions of Section 152(6) of the Companies Act, 2013 and rules made there under, Mr. Atul Mehra (DIN: 00811607), Director liable to retire by rotation at the Meeting and offers himself for reappointment. The Board of Directors of the Company recommended his re-appointment. The above proposed retirement by rotation shall not alter any terms and conditions with regard to remuneration, tenure of appointment and such other terms and conditions relating to his appointment as an Executive Director/ Whole time director of the company for a term of five years, as approved by the members at the 28<sup>th</sup> AGM.
7. In compliance with the provisions of Section 108 of the Act read with Rule 20 of the Companies (Management and Administration) Rules, 2014 (as amended), Regulation 44 of SEBI Listing Regulations, SS-2 (Secretarial Standard on General Meeting) issued by the Institute of Company Secretaries of India (“ICSI”) and the provisions of the MCA Circulars and SEBI Circular, and any amendments thereto, the Company is providing remote e-Voting facility to its Members in respect of the business to be transacted at the AGM and facility for those Members participating in the AGM to cast their vote through Remote e-Voting. For this purpose, the Company has engaged the services of NSDL and have made necessary arrangements with NSDL and RTA to facilitate E-voting. In terms of the MCA & SEBI Circulars, voting can be done only by Remote E-voting/ E-voting. **The Members are advised to use the E-voting procedure, as provided in the Notice.**

## 8. DISPATCH OF ANNUAL REPORT THROUGH ELECTRONIC MODE:

1. As per the MCA Circulars and SEBI Circular the notice of the AGM along with the 30th Annual Report 2021-22 is being sent only through electronic mode to those Members whose email addresses are registered with the Company/ Depositories. Members may note that the Notice and 30th Annual Report 2021-22 will also be available on the Company's website i.e. [www.tastydairy.com](http://www.tastydairy.com) , websites of the Stock Exchange, i.e., BSE Limited at [www.bseindia.com](http://www.bseindia.com) and on the website of NSDL at [www.evoting.nsdl.com](http://www.evoting.nsdl.com).
2. For receiving all communication (including 30<sup>th</sup> Annual Report for FY 2021-22) from the Company electronically: Members holding shares in dematerialised mode are requested to register / update their email addresses with the relevant Depository Participant (DP).

## 9. THE INSTRUCTIONS FOR MEMBERS FOR REMOTE E-VOTING AND JOINING GENERAL MEETING ARE AS UNDER: -

1. The Company has notified closure of Register of Members and Share Transfer Books from **Saturday, September 24, 2022 to Friday, September 30, 2022 (both days inclusive)**.
2. **The remote e-voting period begins on 27<sup>th</sup> September, 2022 at 09:00 A.M. and ends on 29<sup>th</sup> September, 2022 at 05:00 P.M.**
3. The remote e-voting module shall be disabled by NSDL for voting thereafter. The Members, whose names appear in the Register of Members / Beneficial Owners as on the **record date (cut-off date) i.e. 23<sup>rd</sup> September, 2022**, may cast their vote electronically. The voting right of shareholders shall be in proportion to their share in the paid-up equity share capital of the Company as on the cut-off date, being 23<sup>rd</sup> September, 2022.

### **3. How do I vote electronically using NSDL e-Voting system?**

The way to vote electronically on NSDL e-Voting system consists of "Two Steps" which are mentioned below:




#### **Step 1: Access to NSDL e-Voting system**

#### **A) Login method for e-Voting and joining virtual meeting for Individual shareholders holding securities in demat mode**

In terms of SEBI circular dated December 9, 2020 on e-Voting facility provided by Listed Companies, Individual shareholders holding securities in demat mode are allowed to vote through their demat account maintained with Depositories and Depository Participants. Shareholders are advised to update their mobile number and email Id in their demat accounts in order to access e-Voting facility.

Login method for Individual shareholders holding securities in demat mode is given below:

| Type of shareholders  | Login Method  |
|---|---|
| Individual Shareholders holding securities in demat mode with NSDL. | <ol style="list-style-type: none"> <li>1. Existing <b>IDeAS</b> user can visit the e-Services website of NSDL Viz. <a href="https://eservices.nsdl.com">https://eservices.nsdl.com</a> either on a Personal Computer or on a mobile. On the e-Services home page click on the "<b>Beneficial Owner</b>" icon under "<b>Login</b>" which is available under '<b>IDeAS</b>' section , this will prompt you to enter your existing User ID and Password. After successful authentication, you will be able to see e-Voting services under Value added services. Click on "<b>Access to e-Voting</b>" under e-Voting services and you will be able to see e-Voting page. Click on company name or <b>e-Voting service provider i.e. NSDL</b> and you will be re-directed to e-Voting website of NSDL for casting your vote during the remote e-Voting period or joining virtual meeting &amp; voting during the meeting.</li> </ol> |

|   |  |
|---|--|
|   | <ol style="list-style-type: none"> <li>If you are not registered for IDeAS e-Services, option to register is available at <a href="https://eservices.nSDL.com">https://eservices.nSDL.com</a>. Select “<b>Register Online for IDeAS Portal</b>” or click at <a href="https://eservices.nSDL.com/SecureWeb/IdeasDirectReg.jsp">https://eservices.nSDL.com/SecureWeb/IdeasDirectReg.jsp</a></li> <li>Visit the e-Voting website of NSDL. Open web browser by typing the following URL: <a href="https://www.evoting.nSDL.com/">https://www.evoting.nSDL.com/</a> either on a Personal Computer or on a mobile. Once the home page of e-Voting system is launched, click on the icon “Login” which is available under ‘Shareholder/Member’ section. A new screen will open. You will have to enter your User ID (i.e. your sixteen digit demat account number hold with NSDL), Password/OTP and a Verification Code as shown on the screen. After successful authentication, you will be redirected to NSDL Depository site wherein you can see e-Voting page. Click on company name or <b>e-Voting service provider i.e. NSDL</b> and you will be redirected to e-Voting website of NSDL for casting your vote during the remote e-Voting period or joining virtual meeting &amp; voting during the meeting.</li> <li>Shareholders/Members can also download NSDL Mobile App “<b>NSDL Speede</b>” facility by scanning the QR code mentioned below for seamless voting experience.</li> </ol> <div style="text-align: center;"> <p><b>NSDL Mobile App is available on</b></p>    </div> |
| <p>Individual Shareholders holding securities in demat mode with CDSL</p> | <ol style="list-style-type: none"> <li>Existing users who have opted for Easi / Easiest, they can login through their user id and password. Option will be made available to reach e-Voting page without any further authentication. The URL for users to login to Easi / Easiest are <a href="https://web.cdslindia.com/myeasi/home/login">https://web.cdslindia.com/myeasi/home/login</a> or <a href="http://www.cdslindia.com">www.cdslindia.com</a> and click on New System Myeasi.</li> <li>After successful login of Easi/Easiest the user will be also able to see the E Voting Menu. The Menu will have links of <b>e-Voting service provider i.e. NSDL</b>. Click on <b>NSDL</b> to cast your vote.</li> <li>If the user is not registered for Easi/Easiest, option to register is available at <a href="https://web.cdslindia.com/myeasi/Registration/EasiRegistration">https://web.cdslindia.com/myeasi/Registration/EasiRegistration</a></li> <li>Alternatively, the user can directly access e-Voting page by providing demat Account Number and PAN No. from a link in <a href="http://www.cdslindia.com">www.cdslindia.com</a> home page. The system will authenticate the user by sending OTP on registered Mobile &amp; Email as recorded in the demat Account. After successful authentication, user will be</li> </ol>  |

|  |  |
|--|--|
|  | provided links for the respective ESP i.e. <b>NSDL</b> where the e-Voting is in progress.  |
| Individual Shareholders (holding securities in demat mode) login through their depository participants | You can also login using the login credentials of your demat account through your Depository Participant registered with NSDL/CDSL for e-Voting facility. upon logging in, you will be able to see e-Voting option. Click on e-Voting option, you will be redirected to NSDL/CDSL Depository site after successful authentication, wherein you can see e-Voting feature. Click on company name or e-Voting service provider i.e. NSDL and you will be redirected to e-Voting website of NSDL for casting your vote during the remote e-Voting period or joining virtual meeting & voting during the meeting. |

**Important note:** Members who are unable to retrieve User ID/ Password are advised to use Forget User ID and Forget Password option available at abovementioned website.

**Helpdesk for Individual Shareholders holding securities in demat mode for any technical issues related to login through Depository i.e. NSDL and CDSL.**

| Login type   | Helpdesk details  |
|--|---|
| Individual Shareholders holding securities in demat mode with NSDL | Members facing any technical issue in login can contact NSDL helpdesk by sending a request at <a href="mailto:evoting@nsdl.co.in">evoting@nsdl.co.in</a> or call at toll free no.: 1800 1020 990 and 1800 22 44 30              |
| Individual Shareholders holding securities in demat mode with CDSL | Members facing any technical issue in login can contact CDSL helpdesk by sending a request at <a href="mailto:helpdesk.evoting@cdslindia.com">helpdesk.evoting@cdslindia.com</a> or contact at 022- 23058738 or 022-23058542-43 |

**B) Login Method for e-Voting and joining virtual meeting for shareholders other than Individual shareholders holding securities in demat mode and shareholders holding securities in physical mode.**

**How to Log-in to NSDL e-Voting website?**

1. Visit the e-Voting website of NSDL. Open web browser by typing the following URL: <https://www.evoting.nsdl.com/> either on a Personal Computer or on a mobile.
2. Once the home page of e-Voting system is launched, click on the icon “Login” which is available under ‘Shareholder/Member’ section.
3. A new screen will open. You will have to enter your User ID, your Password/OTP and a Verification Code as shown on the screen.  
Alternatively, if you are registered for NSDL eservices i.e. IDEAS, you can log-in at <https://eservices.nsdl.com/> with your existing IDEAS login. Once you log-in to NSDL eservices after using your log-in credentials, click on e-Voting and you can proceed to Step 2 i.e. Cast your vote electronically.
4. Your User ID details are given below :



| Manner of holding shares i.e. Demat (NSDL or CDSL) or Physical | Your User ID is:  |
|--|---|
| a) For Members who hold shares in demat account with NSDL.     | 8 Character DP ID followed by 8 Digit Client ID<br>For example if your DP ID is IN300*** and Client ID is 12***** then your user ID is IN300***12*****.   |
| b) For Members who hold shares in demat account with CDSL.     | 16 Digit Beneficiary ID<br>For example if your Beneficiary ID is 12***** then your user ID is 12*****   |
| c) For Members holding shares in Physical Form.                | EVEN Number followed by Folio Number registered with the company<br>For example if folio number is 001*** and EVEN is 101456 then user ID is 101456001*** |

5. Password details for shareholders other than Individual shareholders are given below:
  - a) If you are already registered for e-Voting, then you can use your existing password to login and cast your vote.
  - b) If you are using NSDL e-Voting system for the first time, you will need to retrieve the 'initial password' which was communicated to you. Once you retrieve your 'initial password', you need to enter the 'initial password' and the system will force you to change your password.
  - c) How to retrieve your 'initial password'?
    - (i) If your email ID is registered in your demat account or with the company, your 'initial password' is communicated to you on your email ID. Trace the email sent to you from NSDL from your mailbox. Open the email and open the attachment i.e. a .pdf file. Open the .pdf file. The password to open the .pdf file is your 8 digit client ID for NSDL account, last 8 digits of client ID for CDSL account or folio number for shares held in physical form. The .pdf file contains your 'User ID' and your 'initial password'.
    - (ii) If your email ID is not registered, please follow steps mentioned below in **process for those shareholders whose email ids are not registered.**
6. If you are unable to retrieve or have not received the "Initial password" or have forgotten your password:
  - a) Click on "**Forgot User Details/Password?**" (If you are holding shares in your demat account with NSDL or CDSL) option available on [www.evoting.nsdl.com](http://www.evoting.nsdl.com).
  - b) **Physical User Reset Password?** (If you are holding shares in physical mode) option available on [www.evoting.nsdl.com](http://www.evoting.nsdl.com).
  - c) If you are still unable to get the password by aforesaid two options, you can send a request at [evoting@nsdl.co.in](mailto:evoting@nsdl.co.in) mentioning your demat account number/folio number, your PAN, your name and your registered address etc.
  - d) Members can also use the OTP (One Time Password) based login for casting the votes on the e-Voting system of NSDL.
7. After entering your password, tick on Agree to "Terms and Conditions" by selecting on the check box.
8. Now, you will have to click on "Login" button.
9. After you click on the "Login" button, Home page of e-Voting will open.

## **Step 2: Cast your vote electronically and join General Meeting on NSDL e-Voting system.**

### **How to cast your vote electronically and join General Meeting on NSDL e-Voting system?**

1. After successful login at Step 1, you will be able to see all the companies “EVEN” in which you are holding shares and whose voting cycle and General Meeting is in active status.
2. Select “EVEN” of company for which you wish to cast your vote during the remote e-Voting period and casting your vote during the General Meeting. For joining virtual meeting, you need to click on “VC/OAVM” link placed under “Join General Meeting”.
3. Now you are ready for e-Voting as the Voting page opens.
4. Cast your vote by selecting appropriate options i.e. assent or dissent, verify/modify the number of shares for which you wish to cast your vote and click on “Submit” and also “Confirm” when prompted.
5. Upon confirmation, the message “Vote cast successfully” will be displayed.
6. You can also take the printout of the votes cast by you by clicking on the print option on the confirmation page.
7. Once you confirm your vote on the resolution, you will not be allowed to modify your vote.

### **General Guidelines for shareholders**

1. Institutional shareholders (i.e. other than individuals, HUF, NRI etc.) are required to send scanned copy (PDF/JPG Format) of the relevant Board Resolution/ Authority letter etc. with attested specimen signature of the duly authorized signatory(ies) who are authorized to vote, to the Scrutinizer by e-mail to <Saketfcs@gmail.com> with a copy marked to [evoting@nsdl.co.in](mailto:evoting@nsdl.co.in).
2. It is strongly recommended not to share your password with any other person and take utmost care to keep your password confidential. Login to the e-voting website will be disabled upon five unsuccessful attempts to key in the correct password. In such an event, you will need to go through the “[Forgot User Details/Password?](#)” or “[Physical User Reset Password?](#)” option available on [www.evoting.nsdl.com](http://www.evoting.nsdl.com) to reset the password.
3. In case of any queries, you may refer the Frequently Asked Questions (FAQs) for Shareholders and e-voting user manual for Shareholders available at the download section of [www.evoting.nsdl.com](http://www.evoting.nsdl.com) or call on toll free no.: 1800 1020 990 and 1800 22 44 30 or send a request to Abhishek Mishra at [evoting@nsdl.co.in](mailto:evoting@nsdl.co.in), [abhishekm@nsdl.co.in](mailto:abhishekm@nsdl.co.in)

## **PROCESS FOR THOSE SHAREHOLDERS WHOSE EMAIL IDS ARE NOT REGISTERED WITH THE DEPOSITORIES FOR PROCURING USER ID AND PASSWORD AND REGISTRATION OF E MAIL IDS FOR E-VOTING FOR THE RESOLUTIONS SET OUT IN THIS NOTICE:**

1. As there are no shares in physical mode, all the shares are held in demat mode, in this case, please provide DPID-CLID (16 digit DPID + CLID or 16 digit beneficiary ID), Name, client master or copy of Consolidated Account statement, PAN (self-attested scanned copy of PAN card), AADHAR (self-attested scanned copy of Aadhar Card) to ([info@tastydairy.com](mailto:info@tastydairy.com)). If you are an Individual shareholders holding securities in demat mode, you are requested to refer to the login method explained at **step 1 (A)** i.e. **Login method for e-Voting and joining virtual meeting for Individual shareholders holding securities in demat mode.**
2. Alternatively shareholder/members may send a request to [evoting@nsdl.co.in](mailto:evoting@nsdl.co.in) for procuring user id and password for e-voting by providing above mentioned documents.
3. In terms of SEBI circular dated December 9, 2020 on e-Voting facility provided by Listed Companies, Individual shareholders holding securities in demat mode are allowed to vote through their demat account maintained

with Depositories and Depository Participants. Shareholders are required to update their mobile number and email ID correctly in their demat account in order to access e-Voting facility.

**THE INSTRUCTIONS FOR MEMBERS FOR e-VOTING ON THE DAY OF THE AGM ARE AS UNDER: -**

1. The procedure for e-Voting on the day of the AGM is same as the instructions mentioned above for remote e-voting.
2. Only those Members/ shareholders, who will be present in the AGM through VC/OAVM facility and have not casted their vote on the Resolutions through remote e-Voting and are otherwise not barred from doing so, shall be eligible to vote through e-Voting system in the AGM.
3. Members who have voted through Remote e-Voting will be eligible to attend the AGM. However, they will not be eligible to vote at the AGM.
4. The details of the person who may be contacted for any grievances connected with the facility for e-Voting on the day of the AGM shall be the same person mentioned for Remote e-voting.

**10. INSTRUCTIONS FOR SHAREHOLDERS ATTENDING THE AGM THROUGH VC/OAVM & E-VOTING DURING MEETING ARE AS UNDER:**

1. Member will be provided with a facility to attend the AGM through VC/OAVM through the NSDL e-Voting system. Members may access by following the steps mentioned above for Access to NSDL e-Voting system. After successful login, you can see link of “**VC/OAVM link**” placed under “**Join General meeting**” menu against company name. You are requested to click on VC/OAVM link placed under Join General Meeting menu. The link for VC/OAVM will be available in Shareholder/Member login where the EVEN of Company will be displayed. Please note that the members who do not have the User ID and Password for e-Voting or have forgotten the User ID and Password may retrieve the same by following the remote e-Voting instructions mentioned in the notice to avoid last minute rush.

The procedure for attending meeting & e-Voting on the day of the AGM is same as the instructions mentioned above for Remote e-voting.

2. The link for VC/OAVM to attend meeting will be available where the EVSN of Company will be displayed after successful login as per the instructions mentioned above for Remote e-voting.

3. Shareholders who have voted through Remote e-Voting will be eligible to attend the meeting. However, they will not be eligible to vote at the AGM.

4. Shareholders are encouraged to join the Meeting through Laptops / IPads for better experience.

5. Further shareholders will be required to allow Camera and use Internet with a good speed to avoid any disturbance during the meeting.

6. Please note that Participants Connecting from Mobile Devices or Tablets or through Laptop connecting via Mobile Hotspot may experience Audio/Video loss due to Fluctuation in their respective network. It is therefore recommended to use Stable Wi-Fi or LAN Connection to mitigate any kind of aforesaid glitches.

7. Shareholders who would like to express their views/ask questions during the meeting may register themselves as a speaker **by sending their request in advance at least 3 days prior to meeting** mentioning their name, demat account number/folio number, email id, mobile number at [cs@tastydairy.com](mailto:cs@tastydairy.com) . The shareholders who do not wish to speak during the AGM but have queries may send their queries in advance 3 days prior to meeting mentioning their name, demat account number/folio number, email id, mobile number at [cs@tastydairy.com](mailto:cs@tastydairy.com). These queries will be replied to by the company suitably by email.

8. Those shareholders who have registered themselves as a speaker will only be allowed to express their views/ask questions during the meeting.

9. Only those shareholders, who are present in the AGM through VC/OAVM facility and have not casted their vote on the Resolutions through remote e- Voting and are otherwise not barred from doing so, shall be eligible to vote through e-Voting system available during the AGM.

10. If any Votes are cast by the shareholders through the e-voting available during the AGM and if the same shareholders have not participated in the meeting through VC/OAVM facility, then the votes cast by such shareholders shall be considered invalid as the facility of e-voting during the meeting is available only to the shareholders attending the meeting.

## 11. PROCEDURE FOR INSPECTION OF DOCUMENTS:

- The Register of Directors and Key Managerial Personnel and their shareholding maintained under Section 170 of the Companies Act, 2013 read with Companies (Appointment and Qualification of Directors) Rules, 2014 the Register of Contracts or Arrangements in which the directors are interested, maintained under Section 189 of the Act, and the relevant documents referred to in the Notice will be available electronically for inspection by the members during the AGM.
- All documents referred to in the Notice will also be available electronically for inspection without any fee by the members from the date of circulation of this Notice up to the date of AGM. Members seeking to inspect such documents can send an email to [cs@tastydairy.com](mailto:cs@tastydairy.com). Members seeking any information with regard to the accounts or any matter to be placed at the AGM, are requested to write to the Company on or before Thursday, September 23, 2022 through email on [cs@tastydairy.com](mailto:cs@tastydairy.com). The same will be replied by the Company suitably.

## 12. OTHER INFORMATION:

1. Members seeking any information or clarification on the accounts or any other matter to be placed at AGM are requested to send written queries to the Company on [cs@tastydairy.com](mailto:cs@tastydairy.com), **at least 15 days before the date of the meeting** to enable the management to respond quickly.
2. The Board of Directors of the Company has appointed Mr. Saket Sharma (Membership No. FCS: 4229, COP: 2565), Partner, GSK & Associates, Practicing Company Secretaries, having its office at 14-Ratan Mahal, 15/197 Civil Lines, Kanpur-208001, Uttar Pradesh as the Scrutinizer to scrutinize the e-voting process and voting through electronic voting system at the AGM in a fair and transparent manner.
3. **The Members, whose names appear in the Register of Members / List of Beneficial Owners as on 23rd September, 2022 (cut – off date), are entitled to vote on the resolutions set forth in this Notice.**
4. **Register of Member and Share Transfer Books will remain closed from 24<sup>th</sup> Sept., 2022 to 30<sup>th</sup> Sept., 2022.**

5. The Results declared along with the report of the Scrutinizer shall be placed on the website of the Company [www.tastydairy.com](http://www.tastydairy.com) after the declaration of result by the Chairman or a person authorized by him in writing. The results shall also be immediately forwarded to the Stock Exchange (BSE Limited) where the shares of the Company are listed at [www.bseindia.com](http://www.bseindia.com) and at NSDL website [www.evoting.nsdl.com](http://www.evoting.nsdl.com)

## ANNEXURE TO THE NOTICE

EXPLANATORY STATEMENT PURSUANT TO SECTION 102(1) AND (2) OF THE COMPANIES ACT, 2013

---

The following statement set out all material facts relating to certain Special Businesses mentioned in the accompanying Notice.

### **SPECIAL BUSINESS**

#### **Item No.3**

##### **RATIFICATION OF REMUNERATION OF COST AUDITORS FOR THE YEAR 2022-23.**

The Board of Directors, at its meeting held on, on recommendation of the Audit Committee meeting held on 30<sup>th</sup> May, 2022, approved the appointment of M/s **Rakesh Misra & Co, Cost Accountants** (Firm Registration No. 000249) as the Cost Auditors of the Company for the financial year 2022-23 at remuneration of Rs.40,000/- (Rupees Forty Thousand only) plus Service Tax & re-imbursalment of out-of-pocket expenses for conducting the audit of the cost accounting records of the Company for issuing the compliance report on cost accounting records maintained. Section 148(3) of the Companies Act, 2013 read with Rule 14(a) of the Companies (Audit and Auditors) Rules, 2014 ("the Act"), requires the Board to appoint an individual, who is a cost accountant in practice or a firm of cost accountants in practice, as cost auditor on the recommendations of the Audit committee, which shall also recommend remuneration for such cost auditor and such remuneration shall be considered and approved by the Board of Directors and ratified subsequently by the shareholders.

The resolution contained in **Item no. 3** of the accompanying Notice; accordingly, seek members' approval for ratification of remuneration of Cost Auditors of the Company for the financial year 2022-23.

The Board recommends this resolution for your approval and to be passed as an Ordinary resolution.

None of the Directors, Key Managerial Personnel and/or their relative is in anyway deemed to be concerned or interested in the proposed resolution.

#### **Item No.4**

##### **RE-APPOINTMENT OF MRS. VIMI SINHA (DIN- 07311247) AS AN INDEPENDENT WOMAN DIRECTOR OF THE COMPANY.**

Based on recommendation of "Nomination and Remuneration Committee", the Board of Directors re-appointed Mrs. Vimi Sinha (DIN-07311247) as an Independent Woman Director of the Company, not liable to retire by rotation, for a 2nd term of five years i.e. from 03<sup>rd</sup> September, 2022 upto 03<sup>rd</sup> September, 2027 subject to approval of the Members.

Pursuant to the provisions of the Companies Act, 2013 and Article 102 of the Articles of Association of the Company, both Mrs. Vimi Sinha (DIN-07311247) shall hold office up to the date of this Annual General Meeting ('AGM') and is eligible to be appointed as a Independent Woman Director. The Company has, in terms of Section 160(1) of the Act, received in writing a notice from a Member, proposing her candidature for the office of Independent Woman Director. The profile and specific areas of expertise of Mrs. Vimi Sinha (DIN-07311247) is provided as Annexure to this Notice.

Mrs. Vimi Sinha (DIN-07311247) has given her declaration to the Board that she meets the criteria of independence as provided under Section 149(6) of the Act and Regulation 16(1)(b) of the Securities and Exchange Board of India

(Listing Obligations and Disclosure Requirements) Regulations, 2015 ('SEBI Listing Regulations') and is eligible to be appointed as an Independent Woman Director in terms of Section 164 of the Act. She has also given his consent to act as a Director. In the opinion of the Board, both are person of integrity, possesses the relevant expertise / experience and fulfils the conditions specified in the Act and the SEBI Listing Regulations for appointment as an Independent Director and he is independent of the management.

Given her experience and the Company's adherence to policy on Board Diversity, the Board considers it desirable and in the interest of the Company to have her on the Board of the Company and accordingly the Board recommends the re-appointment of Mrs. Vimi Sinha (DIN-07311247) as an Independent Woman Director as proposed in the resolution set out at Item No. 4 for approval by the members by way of Special resolution.

The terms and conditions of appointment of the Independent Woman Director shall be open for inspection by the members at the Registered Office of the Company on all working days, between Monday to Friday except Saturday (Non-working days), between 11:00 a.m. (IST) to 4:00 p.m. (IST) up to the date of the meeting and also at the venue during the meeting.

Except Mrs. Vimi Sinha (DIN-07311247), no other Directors, Key Managerial Personnel or their respective relatives are, in any way, concerned or interested, financially or otherwise, in the said resolution.

**By the order of the Board of Directors**

**Nishi Sheikh**  
**Company Secretary & Compliance Officer**  
M. No. ACS-50043  
eCSIN- EA050043A000080691

Registered Office:  
D-3, UPSIDC Industrial Area  
Jainpur,  
Dist.: Kanpur Dehat,  
Uttar Pradesh (IN)

**Date: 03<sup>rd</sup> Sept, 2022**

---

**Annexure to the Notice**

**DETAILS OF THE DIRECTORS SEEKING APPOINTMENT/RE-APPOINTMENT IN THE FORTHCOMING ANNUAL GENERAL MEETING**

**[Pursuant to Regulations 26(4) and 36(3) of the SEBI (Listing Obligations and Disclosure Requirements) Regulations, 2015 and Secretarial Standard on General Meetings]**

|   |  |  |
|---|--|--|
| <b>Brief Resume of the Director</b>   | <b>Name of Director</b>  | <b>Mrs. Vimi Sinha</b>                                   |
|   | Date of Birth  | 08 April, 1967   |
|   | Date of Re-Appointment   | 03 <sup>rd</sup> September, 2022 , for a term of 5 years |
|   | Terms and Condition of appointment   | As per Item no. 4 of this notice of AGM                  |
|   | Mrs. Vimi Sinha aged 55 years, is Non-Executive Director and Independent Women Director of our Company and was appointed on our Board on October 24, 2015. She holds a Bachelor's degree in Commerce from Kanpur University. Having experience of more than ten years in marketing and selling and distribution of confectionery and bakery items also having financial knowledge in this field. |  |
| <b>Nature of his expertise in specific functional Areas</b>   | Financial and Management accounting<br>Sales, Marketing & Brand building   |  |
| <b>Disclosure of relationship between directors inter-se</b>  | There is no relationship inter-se between Mrs. Vimi Sinha and other members on board and Key Managerial Personnel of the company.  |  |
| <b>Name of listed entities in which the person also hold directorship and the membership of Committees of the Board</b> | NIL  |  |
| <b>Shareholding of directors</b>  | NIL  |  |





**Tasty Dairy**  
SPECIALITIES LTD.



**Taste** that reflects  
**goodness**